



COVID Recovery Funding

Presented by

Rachael Nygaard, Strategic Partnerships Director

February 1, 2022




Today's Focus

- **Quick Recap** – Fiscal Recovery Funds to Date
- **Current Status** – at Local and Federal Levels
- **Planning for Next Phase** – Timing/Process for Additional Awards & Priorities for Next Awards



Fiscal Recovery Fund Overview

- “Coronavirus State and Local Fiscal Recovery Funds”
- Part of American Rescue Plan Act (ARPA)
- Funds to turn the tide on the pandemic, address its economic fallout & lay the foundation for a strong and equitable recovery
- Direct, flexible Federal aid to local government
- Buncombe allocation - \$50.7 Million
- First half of funds received May 2021, second half scheduled for 2022



www.BuncombeCounty.org/RecoveryFunding

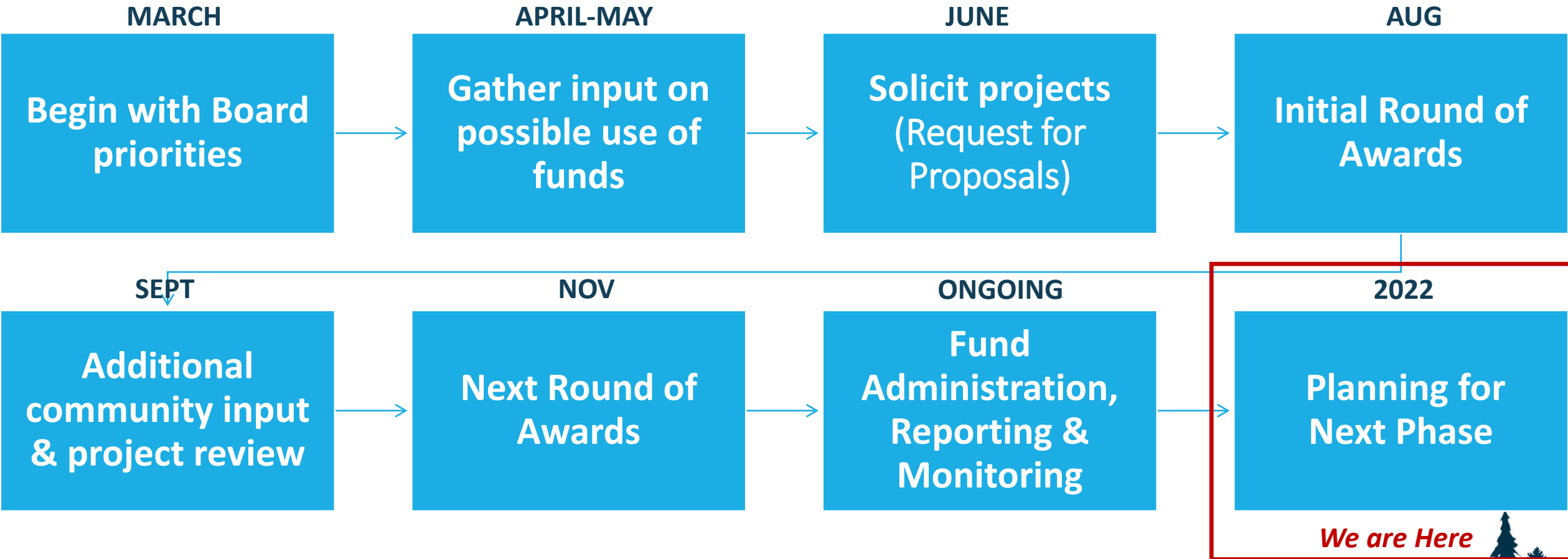


Eligible Uses of Funds

Eligible Category	Example Allowable Uses
1. Public Health	Vaccinations, Testing, Mental Health/Substance Abuse Services
2. Negative Economic Impacts	Household Assistance, Job Programs, Small Business Economic Assistance
3. Services to Disproportionately Impacted Communities	Affordable Housing, Education Assistance, Healthy Environments, Housing Support, Homelessness Services
4. Premium Pay	Public Sector Employees
5. Infrastructure	Broadband, Water, Sewer
6. Revenue Replacement	n/a – Buncombe ineligible
7. Administrative	Staffing



Timeline

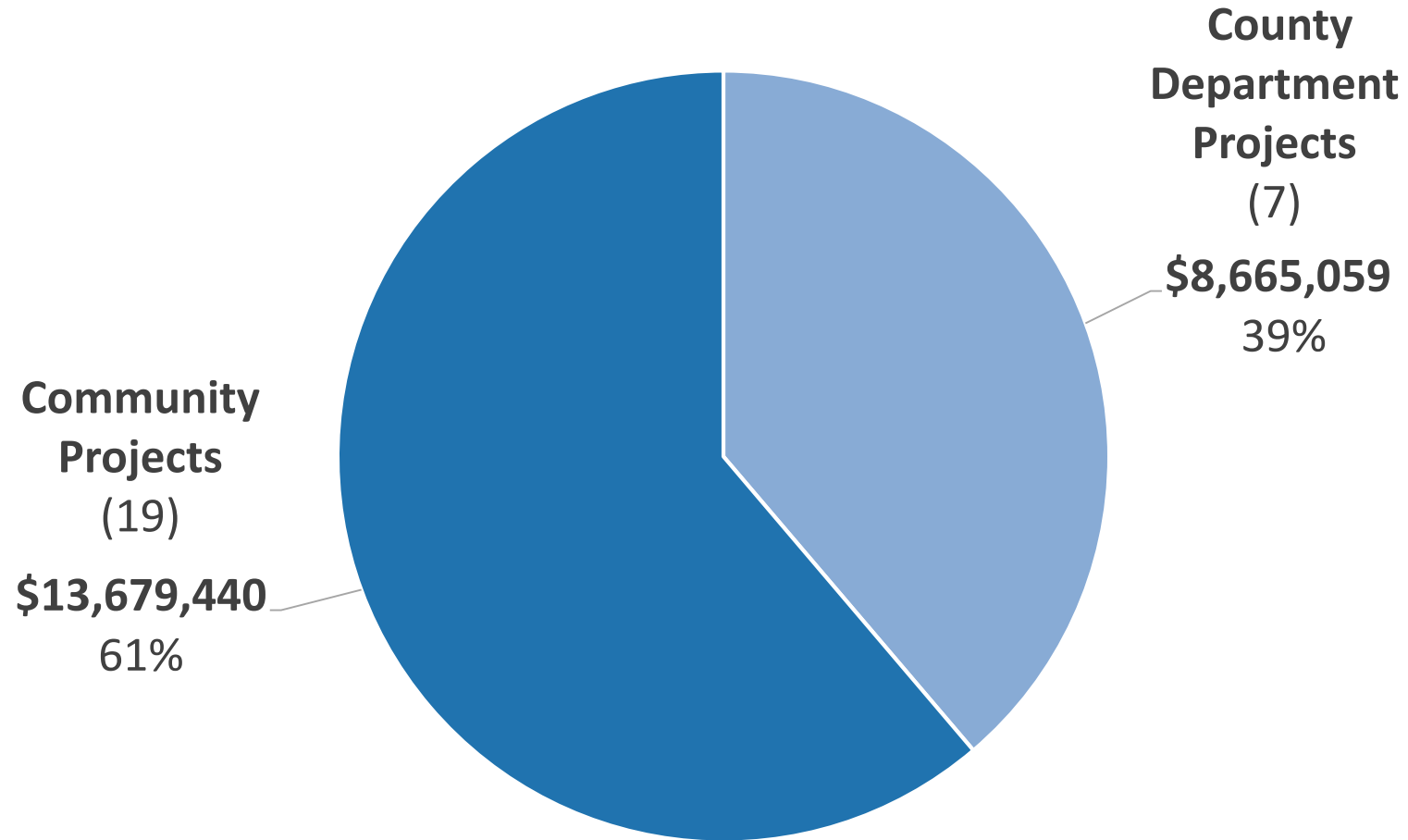


\$22.3 Million Awarded to Date

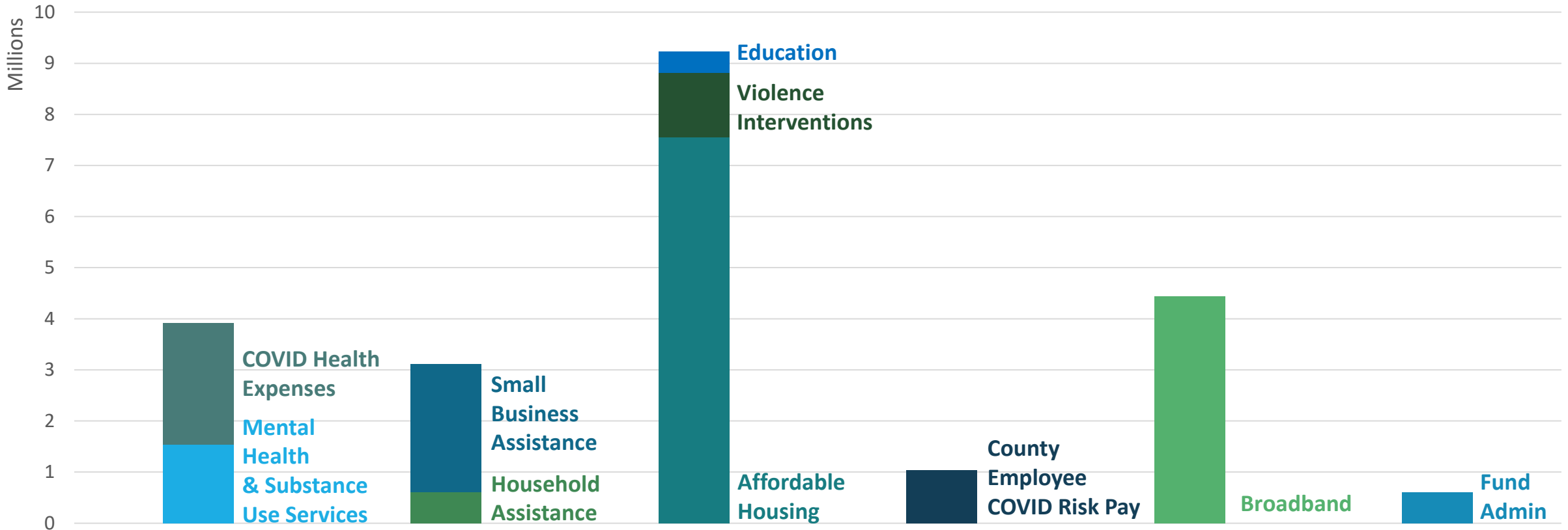
Eligible Category	\$ Awarded	# Projects	% Community-Led (\$)
1. Public Health	\$3,918,587	4	33%
2. Negative Economic Impacts	\$3,107,400	11	100%
3. Services to Disproportionately Impacted Communities	\$9,227,040	7	96%
4. Premium Pay	\$1,040,000	1	0%
5. Infrastructure	\$4,445,000	2	10%
6. Revenue Replacement	\$0	n/a	n/a
7. Administrative	\$606,472	1	0%
Total	\$22,344,499	26	61%



Internal vs. External Awards



Investment by Category



Public Health \$3.9 M	Negative Economic Impacts: \$3.1 M	Services to Disproportionately Impacted: \$9.2 M	Premium Pay: \$1 M	Broadband: \$4.4 M	Administration: \$600 K
---------------------------------	---	---	------------------------------	------------------------------	-----------------------------------



Amount Remaining

Total Allocation	\$50,733,290
Awarded to Date	- \$22,344,499
<hr/>	
Amount Remaining	\$28,388,791

NOTES:

- Of the amount remaining, \$3,022,146 M is in the bank from first tranche
- Administration expenses to be deducted at ~2% of fund
- Does not reflect \$749,000 potential award on Feb 1 agenda



Current Status @ Local Level

- Finalizing **Award Agreements**
 - Internal Agreements with Departments
 - Subrecipient Contracts with External Partners
- Establishing **Monthly Reporting**
 - Expenditure Reviews
 - Activities & Impact Tracking
- Conducting **Compliance Monitoring**
 - Risk Assessments
 - Trainings
 - Audits
 - Capacity Building Support



Current Status @ Federal Level

- **Final Rule issued by U.S. Treasury** on January 6, 2022
- Offers broader flexibility for use of funds
- Allows up to \$10 Million to be used for general government services (not subject to FRF Expenditure Categories & criteria)
- Specifies that recipients may use funds for programs, services or capital expenditures within Expenditure Categories
- Expands the list of specifically allowable uses of funds (within the same overall Expenditure Categories)
- Clarifies definitions of “impacted” and “disproportionately impacted” populations that can be served with these funds & gives more clarity on the structure for awards

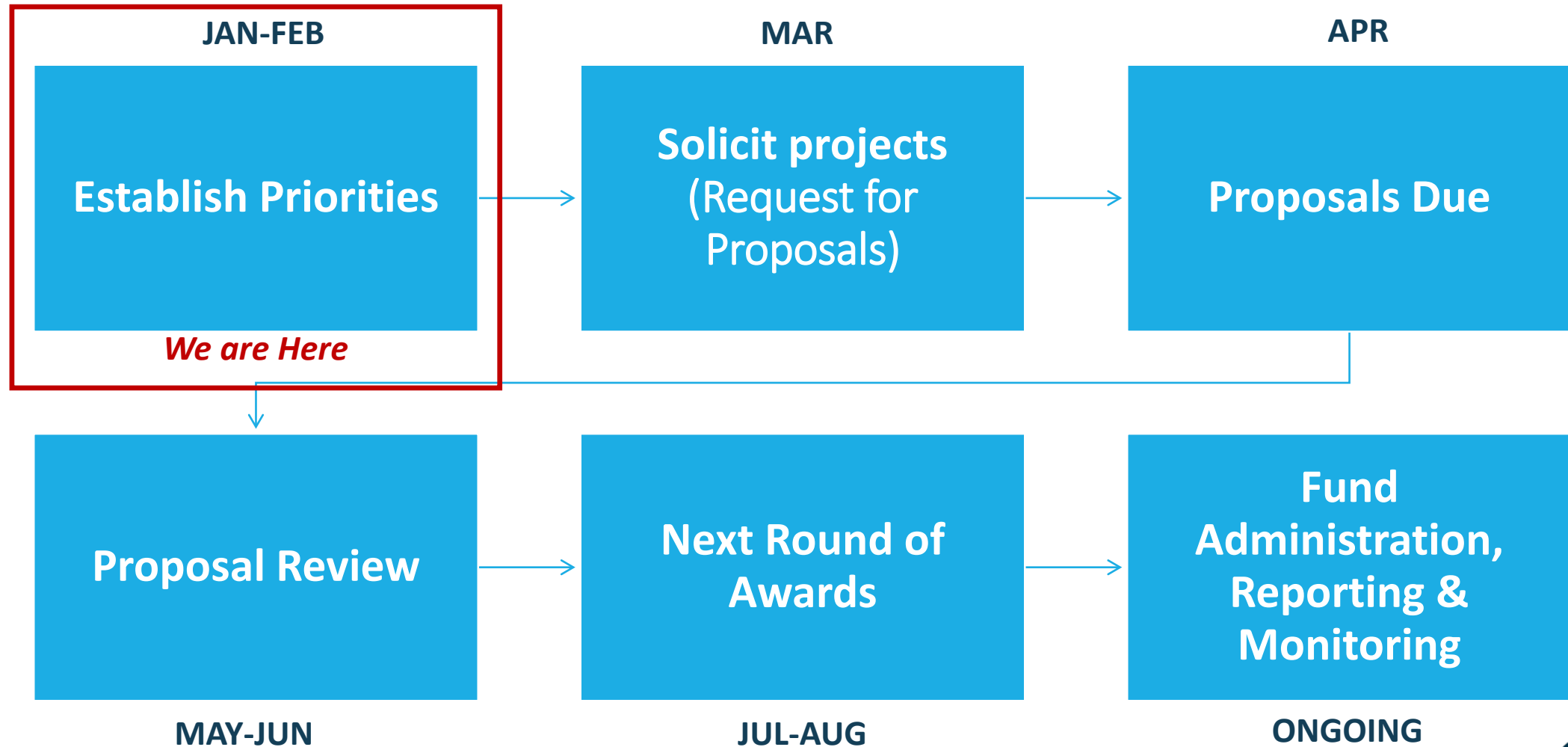


Recommendations for Next Round Awards

- Commissioners select priority areas for remaining funds
- Solicit project proposals (new or updated submissions) for those categories only (including internal and external proposals)
- Staff review and score proposals using standardized review tool
- Commissioners determine awardees



Potential Timeline for Next Round Awards



Potential Priorities

EDUCATED & CAPABLE COMMUNITY	ENVIRONMENTAL & ENERGY STEWARDSHIP	RESIDENT WELL-BEING	VIBRANT ECONOMY
<ul style="list-style-type: none"> ★ Aging in Place (such as support for older adults) ★ Early Childhood Education (such as pre-k) ★ K-12 Education (such as achievement gap initiative or STEM/career readiness) <p>★ = Ranked in Top 5 in Community Survey (May 2021)</p> <p>★ = Ranked in Top 5 in Budget Retreat (Dec 2021)</p>	<ul style="list-style-type: none"> ★ Environmental preservation (such as watershed restoration, land conservation, energy solutions) ★ Food System (such as support for local farms) ★ Weatherization (such as energy efficiency for households) <p>★ = Ranked in Top 5 in Community Survey (Jan 2022)</p>	<ul style="list-style-type: none"> ★ Affordable Housing (such as development of new housing) ★ Homelessness (such as shelter or support for unhoused) ★ Libraries (such as new library facilities) ★ Mental health/ Substance use disorder (such as community paramedics or behavioral health care) ★ Recreation (such as greenways or other projects) ★ Health Care (such as ...) 	<ul style="list-style-type: none"> ★ Business Relief for Impacted Industries (such as small business grants) ★ Financial Education (such as promoting federal & state tax credits) ★ Infrastructure (such as broadband/internet access) ★ Transportation (such as Mountain Mobility or a transit master plan) ★ Workforce development (such as apprenticeships, job training, entrepreneurship support, community ...)

Draft List of Top Priorities

EDUCATED & CAPABLE COMMUNITY	ENVIRONMENTAL & ENERGY STEWARDSHIP	RESIDENT WELL-BEING	VIBRANT ECONOMY
<ul style="list-style-type: none">• Early Childhood Education/Pre-K \$419 K awarded so far• K-12 Education	<ul style="list-style-type: none">• Environment/Conservation/Climate	<ul style="list-style-type: none">• Affordable Housing \$4.5 M awarded so far• Homelessness \$3 M awarded so far• Mental health/Substance use \$2.4 M awarded so far• Public Health \$1.5 M awarded so far	<ul style="list-style-type: none">• Infrastructure/Broadband \$4.5 M awarded so far• Workforce development \$2.5 M awarded so far

Guiding Principles

- Alignment to Strategic Plan priorities
- Balance between Community & Foundational projects
- Equitable outcomes/support for most impacted populations
- Intergovernmental collaboration
- Leverage other funding sources
- One-time expenditures vs. recurring
- Timeframe – funds must be obligated by Dec 2024 & fully expended by Dec 2026



Discussion of Draft Priorities

Prompts

"Add"

- Are there any other community or foundational County priorities to add to the list?

"Remove"

- Are there items on the list that while definitely priorities for the County might not be the best fit for COVID Recovery Funding based on the guiding principles?

"Edit"

- Are each of these priorities described the way you want... broadly vs. narrowly?

"Amount"

- How many priorities and how much per priority?



Discussion: “Add” “Remove” “Edit” “Amount”

EDUCATED & CAPABLE COMMUNITY	ENVIRONMENTAL & ENERGY STEWARDSHIP	RESIDENT WELL-BEING	VIBRANT ECONOMY
<ul style="list-style-type: none">• Early Childhood Education/Pre-K• K-12 Education	<ul style="list-style-type: none">• Environment/Conservation/Climate	<ul style="list-style-type: none">• Affordable Housing• Homelessness• Mental health/Substance use• Public Health	<ul style="list-style-type: none">• Infrastructure/Broadband• Workforce development

Next Steps

- Finalize priority areas & funding amounts for next round of awards
- Develop Request(s) for Proposals based on selected priorities
- Communicate with the public about process



Appendix



\$11,309,495 Awarded as of 8/31/21

Public Health	<ul style="list-style-type: none"> • COVID Vaccination Support: \$543,714 • COVID Contingency: \$1,000,000
Negative Economic Impacts	<ul style="list-style-type: none"> • One Buncombe Small Business Grants: \$500,000 • Center for Agricultural and Food Entrepreneurship, Building Capacity for Food Entrepreneurs: \$200,000
Disproportionately Impacted Communities	<ul style="list-style-type: none"> • Verner Center for Early Learning, Flexible Extended Care: \$419,309 • Homeward Bound, Permanent Supportive Housing Expansion: \$3,000,000
Premium Pay	<ul style="list-style-type: none"> • Buncombe County Incentive for COVID Risk: 1,040,000
Infrastructure	<ul style="list-style-type: none"> • Broadband Infrastructure Expansion: \$4,000,000
Administrative	<ul style="list-style-type: none"> • Fund Administration: \$606,472



\$11,035,004 Additional Awards 11/16/21

Public Health	<ul style="list-style-type: none"> RHA Health Services, All Access to Care: \$1,300,000 Buncombe County Community Paramedic Collaborative: \$1,074,873
Negative Economic Impacts	<ul style="list-style-type: none"> Asheville Area Arts Council, Creative Sector Recovery: \$50,000 Asheville Museum of Science, AMOS Recovery Plan: \$130,000 Babies Need Bottoms, Diaper Assistance: \$50,000 Eagle Market Streets Development, Community Equity Fund: \$375,000 Green Built Alliance, Clean Energy Upgrades: \$250,000 Mountain BizWorks, Mountain Community Capital Fund: \$1,250,000 The Arc of Buncombe County, I/DD Household Assistance: \$50,000 We Give a Share, Southside Community Kitchen: \$160,000 Working Wheels, Affordable Vehicle Repairs: \$92,400
Disproportionately Impacted Communities	<ul style="list-style-type: none"> Asheville Area Habitat for Humanity, Infrastructure: \$1,600,000 Buncombe County Home Repair & Supportive Services: \$400,000 Mountain Child Advocacy Center, Child Trauma Response: \$262,500 Mountain Housing Opportunities, Recovery Starts at Home: \$2,545,231 The Mediation Center, Continuum of Victims' Services: \$1,000,000
Infrastructure	<ul style="list-style-type: none"> Land of Sky Regional Council, Internet Access & Literacy: \$445,000



7,615 Community Survey Responses, May 2021

Top 10 Priorities

1. Affordable Housing
2. Mental Health
3. Homelessness
4. Workforce Development
5. K-12 Education Support
6. Early Childhood Education
7. Business Relief
8. Infrastructure & Broadband
9. Food System
10. Environmental Preservation

Priorities by Focus Area

