



BUNCOMBE COUNTY
**JUSTICE RESOURCE
ADVISORY COUNCIL**
*Leveraging best practices to increase system efficiency,
promote public safety, and community wellness*

Welcome

Monthly Meeting

July 5, 2019



Agenda

- I. Welcome and Introductions
- II. Approval of July Agenda and June minutes
- III. Old Business
 - a. JRAC Structure
 - b. Projects in progress (Community Crisis/IVC Plan, Diversion Programs, MAT in the Jail, Raise the Age, and SJC)
 - c. Racial Equity Next Steps
 - d. Jail Population Review
- IV. New Business
 - a. Buncombe County Public Health Syringe Services Program
- V. Departmental Updates



BUNCOMBE COUNTY
**JUSTICE RESOURCE
ADVISORY COUNCIL**
*Leveraging best practices to increase system efficiency,
promote public safety, and community wellness*





Jail Population Update

Presented by

Lee Crayton

Performance Management



BUNCOMBE COUNTY DASHBOARDS

The screenshot shows the Buncombe County Transparency website. At the top, there is a navigation bar with the Buncombe County logo, a search bar, and dropdown menus for "I WANT TO...", "COUNTY SERVICES", and "TRANSPARENCY". Below this is a dark blue header with "TRANSPARENCY" and sub-menus for "Dashboards", "Boards & Commissions", and "Buncombe Government". A secondary navigation bar lists "Performance Dashboards", "Capital Projects", "News & Information", and "Locate & Contact".

Welcome to the Buncombe County Transparency Section! The goal of the section is to provide an easy accessible place to view information about Buncombe County Government and its operations, initiatives, and important topics that impact our community. This information may come in many forms such as **performance dashboards, financial reports, documents/policies, and links** to other pages.

FEATURED DASHBOARDS
Sheriff's Office - Detention Facility

- NEW CURRENT DAILY POPULATIONS
- NEW DAILY POPULATION TRENDS
- NEW BOOKING AND RELEASE TRENDS
- NEW PRETRIAL LENGTH OF STAY

PERFORMANCE DASHBOARDS
Financial

- UPDATED BUDGET EXPLORER
- POSITIONS & PAY
- DEBT TRANSPARENCY
- DEBT AFFORDABILITY
- CAPITAL PROJECTS
- OPEN CHECKBOOK

Detention Facility

Sheriff's Office published the dashboards in May 2019. They are accessible through Buncombe County's Transparency Page. At this time, the dashboards provide the following"

- an overview of the average daily population
- year over year comparisons of the average daily population, bookings, and releases
- length of stay for confined pretrial population

<https://www.buncombecounty.org/transparency>



SAFETY AND JUSTICE CHALLENGE

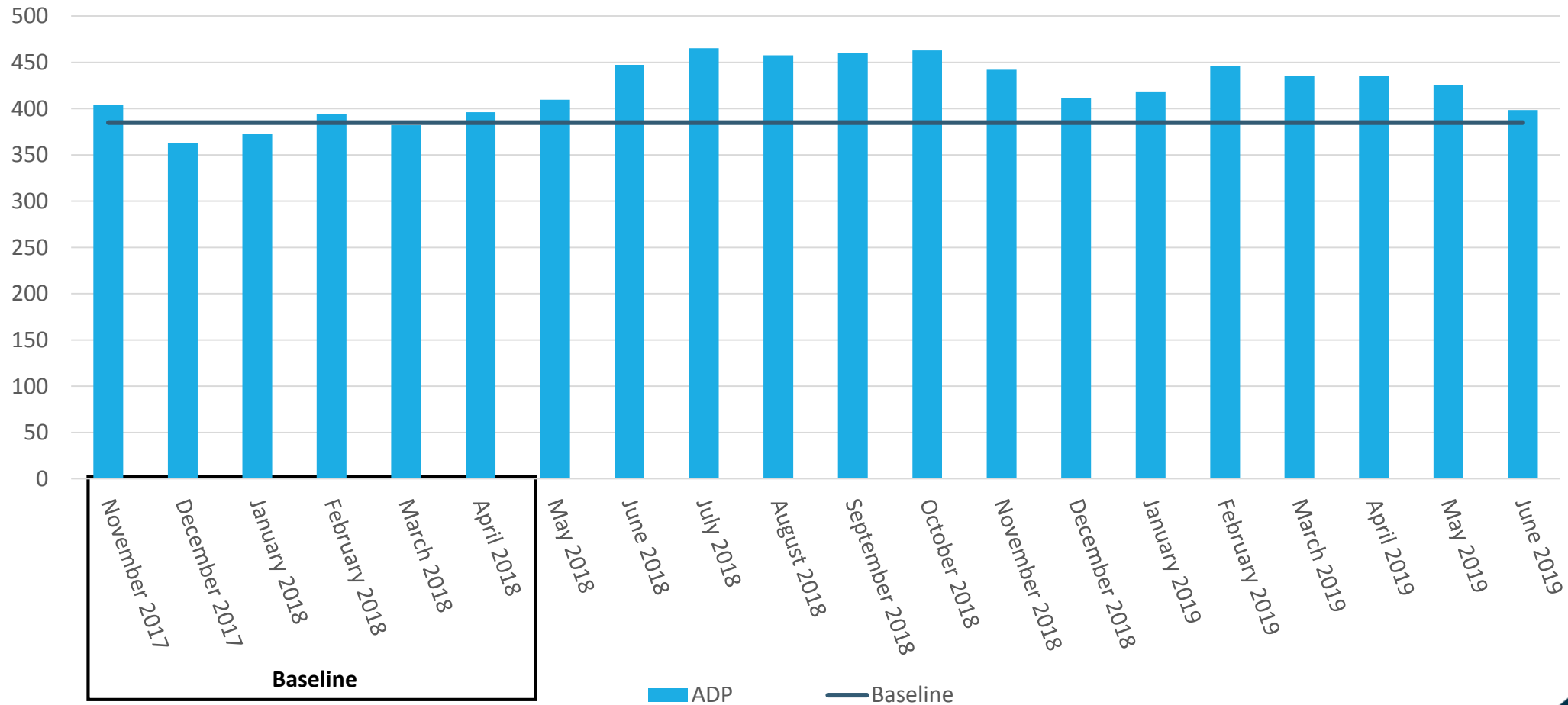
BASELINE

- ✓ Timeframe: November 1, 2017 to April 30, 2018
- ✓ Contract beds removed: Federal and Statewide Misdemeanor Confinement Program
- ✓ Baseline: 385



SAFETY AND JUSTICE CHALLENGE

BASELINE TO CURRENT



SAFETY AND JUSTICE CHALLENGE

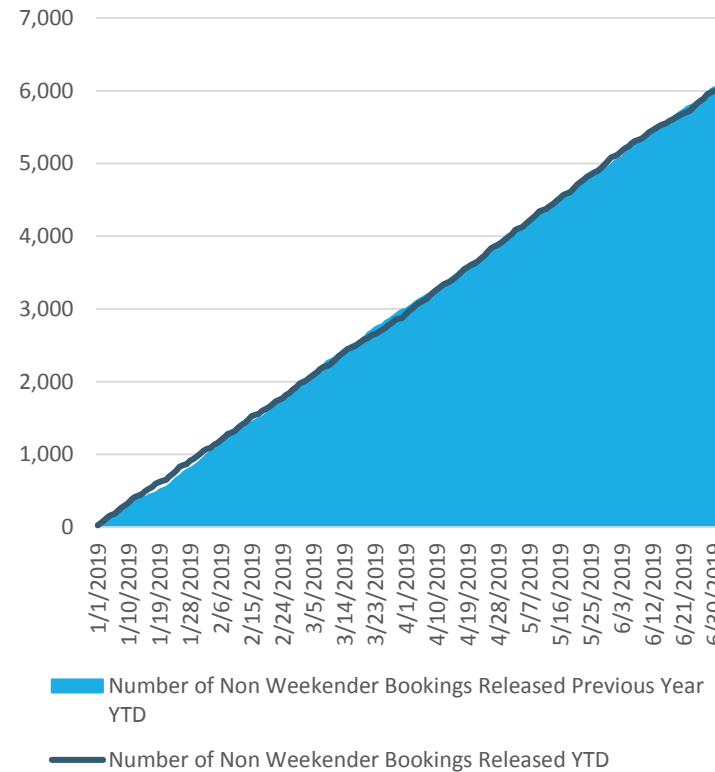
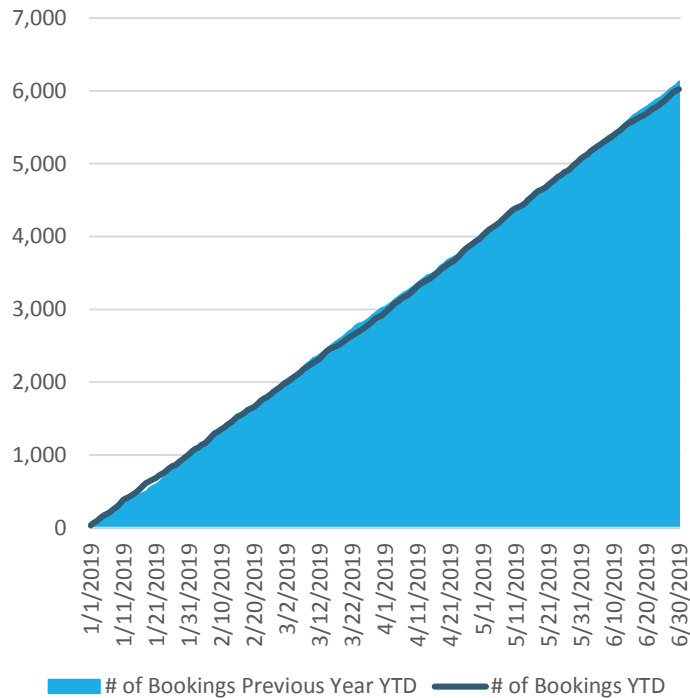
YEAR OVER YEAR CHANGE

JANUARY - JUNE	2018	2019	% Difference
Pretrial	323.5	363.2	12.2%
Sentenced	49.9	45.4	-9.0%
Contract	104.4	99.0	-5.2%
ICE Hold	.5	0	-100%
Other	30.6	23.7	-22.7%
TOTAL	508.9	531.3	4.5%



BOOKINGS AND RELEASES

JANUARY THROUGH JUNE



LENGTH OF STAY

JANUARY THROUGH JUNE RELEASES

Between January 1, 2019 and June 30, 2019 the average number of pretrial days a person has been detained in the detention center is **12.3**.

This is up 32% from 9.4 pretrial days for individuals released between January 1, 2018 and June 30, 2018. The largest increases have occurred for defendants whose top charge fell into the following offense classes:

- H Felony
- Class 1 Misdemeanor
- Class 3 Misdemeanor

Top Charge	Avg # Pretrial Days	Avg # Pretrial Days Last Year	YOY Change
Class H Felony	22.2	15.8	40.5%
Class I Felony	12.5	13.2	-4.6%
Felony	14.2	13.8	2.7%
Class A1 Misdemeanor	7.8	9.3	-16.1%
Class 1 Misdemeanor	6.0	4.2	42.2%
Class 2 Misdemeanor	3.2	3.3	-4.7%
Class 3 Misdemeanor	2.5	1.5	60.8%
Misdemeanor	5.4	6.2	-12.3%

*Only includes offense classes with more than 100 releases.




LENGTH OF STAY

JANUARY THROUGH JUNE RELEASES

The three class levels with length of stay increases are also classes associated the most number of bookings.

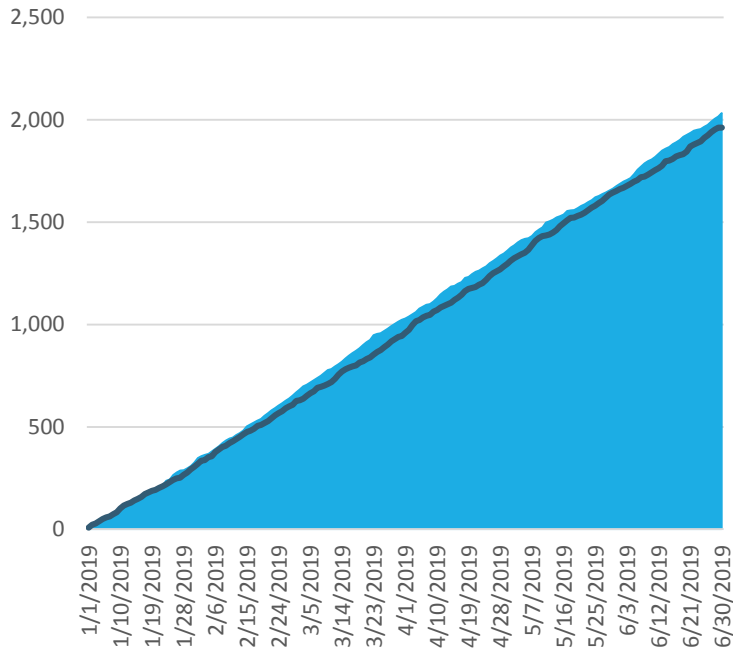
The combination of the number of bookings and longer lengths of stay result in a larger number of days used to house defendants. This is particularly true for defendants whose top charge was a Class H Felony.

Top Charge	Total Releases	Total Pretrial Days
Class A Felony	5	4,279.3
Class B1/B2 Felony	15	3,809.3
Class C Felony	60	6,163.0
Class D Felony	32	2,942.8
Class E Felony	33	2,609.4
Class F Felony	67	4,996.1
Class G Felony	61	2,701.8
Class H Felony	651	14,409.0
Class I Felony	486	6,101.2
Felony	516	6,832.3
Class A1 Misdemeanor	395	3,082.2
Class 1 Misdemeanor	834	5,017.8
Class 2 Misdemeanor	537	1,708.4
Class 3 Misdemeanor	871	2,132.9
Misdemeanor	845	4,525.6



FTAs AND PRETRIAL VIOLATIONS

JANUARY THROUGH JUNE



Failure to Appear

YTD: 1,962

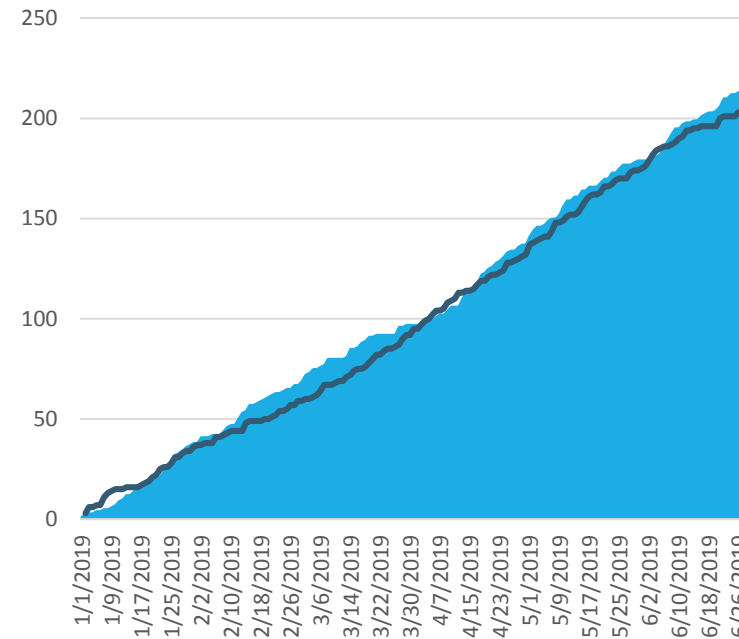
Last YTD: 2,033

YOY Change: -3.5%

ALOS: 18 days

Number of Bookings Last YTD Number of Bookings YTD

* Booking with one of following process types: OFFA, OFCS, OFCC



Technical Violations

YTD: 206

Last YTD: 216

YOY Change: -4.6%

ALOS: 38.9

Number of Bookings Last YTD Number of Bookings YTD


* Booking with one of following process types: OFPT



SUMMARY

- ✓ Since the application to the Safety and Justice Challenge, the jail population has increased.
- ✓ The State Pretrial population has been the driver of that increase.
- ✓ During the first six months of 2019, detention facility bookings are in line with the volume experienced during the same period in 2018.
- ✓ Overall, the average pretrial length of stay has increased. Specifically, increases have occurred for defendants whose top charge were in the following categories: Class H Felonies, Class 1 Misdemeanors, and Class 3 Misdemeanors.
- ✓ There have been slight reductions in the number of bookings for failures to appear and pretrial release violations. However, defendants in custody due to a FTA or technical violation typically have a longer length of stay.





BUNCOMBE COUNTY
HEALTH & HUMAN SERVICES



Buncombe County C.A.R.E. Coalition
Community / Compassion
Awareness | Recovery | Education

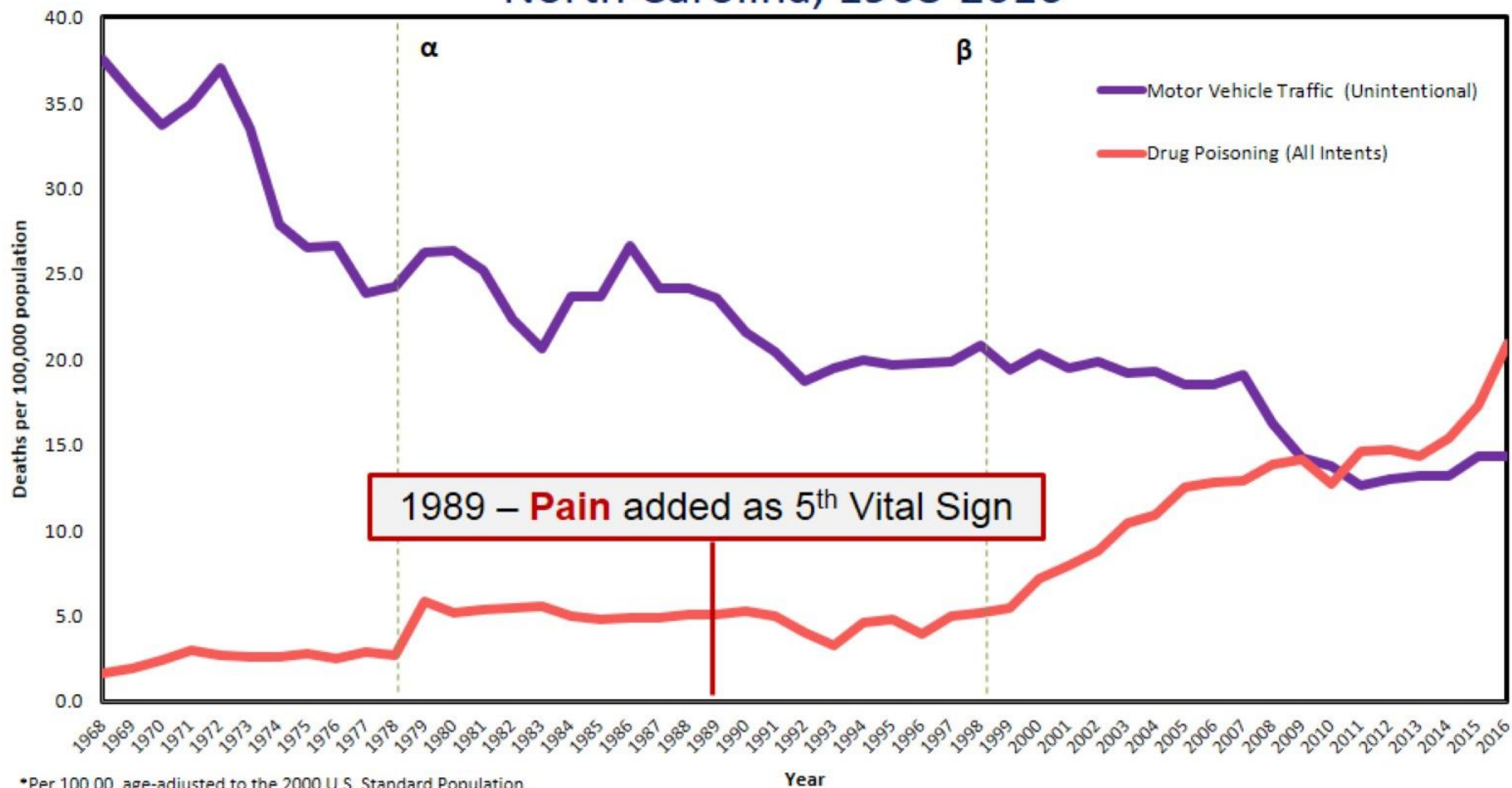


COMMUNITY RESPONSE TO OPIOID USE DISORDER AND OVERDOSE

BUNCOMBE COUNTY'S ACTIVITIES UNDER THE EMERGENCY OVERDOSE GRANT

Death Rates* for Two Selected Causes of Injury

North Carolina, 1968-2016



*Per 100,00, age-adjusted to the 2000 U.S. Standard Population
 α - Transition from ICD-8 to ICD-9
 β - Transition from ICD-9 to ICD-10

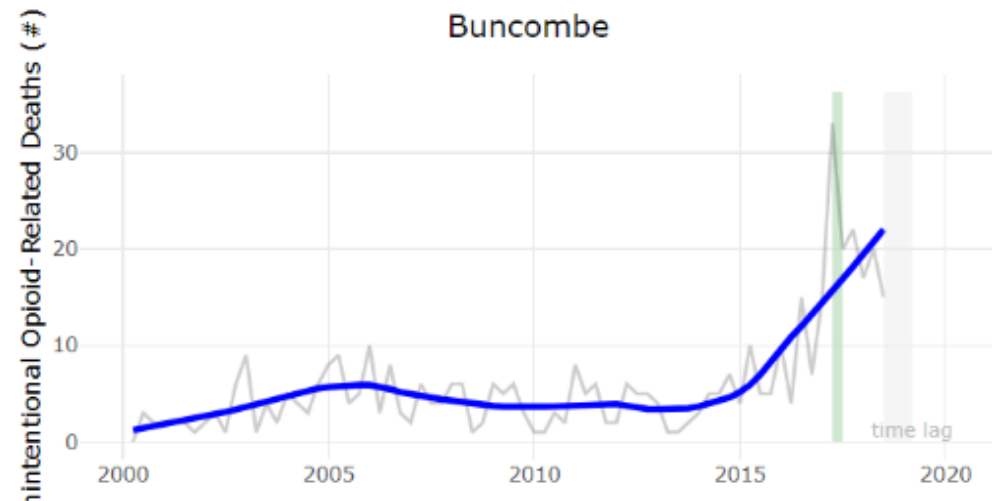
Source: Death files, 1968-2016, CDC WONDER
 Analysis by Injury Epidemiology and Surveillance Unit

North Carolina
 Injury & Violence
 PREVENTION Branch

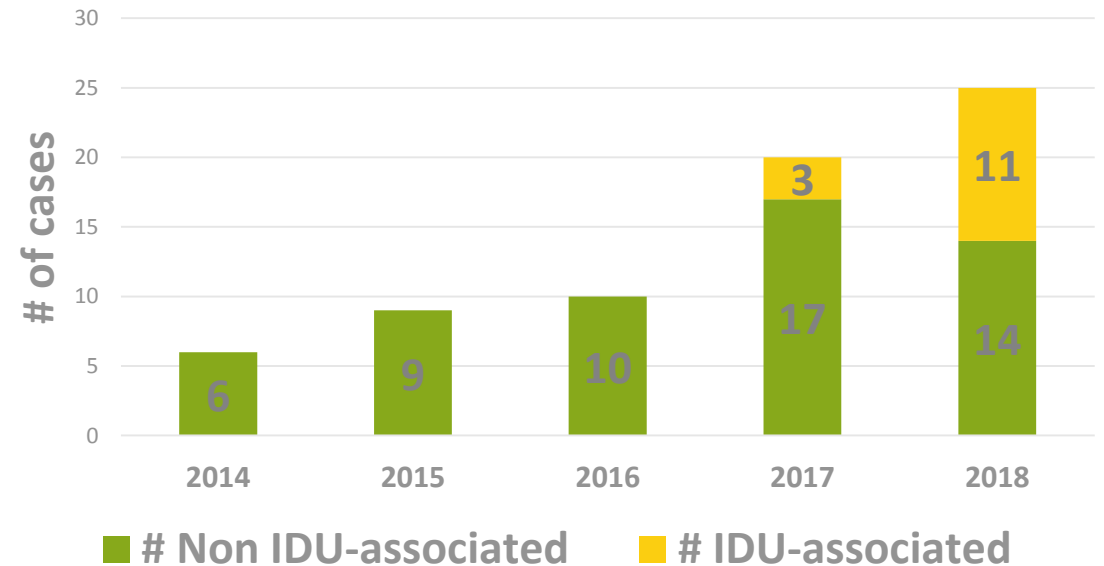
THE PROBLEM

- Overdose deaths in Buncombe County nearly tripled between 2015 and 2017 (38-92)
- Overdose Emergency Department visits are still on the rise as of March 2019 (67 YTD Mar '18/**87** YTD Mar '19)

Unintentional Opioid-Related Deaths



Invasive Group A Streptococcal Infections



EMERGENCY OVERDOSE GRANT: (PART OF) THE SOLUTION

- Time-limited state grant of \$100,000
- Grant awarded from October 2018-August 2019
- Addresses 4 unmet needs:
 - Community Health Education
 - Naloxone Availability
 - Syringe Disposal
 - Syringe Services



SYRINGE SERVICES PROGRAM (SSP): JULY 2019

- Injection drug supplies to be distributed at no cost to participants of County Health clinics to prevent the spread of infectious disease.
- SSPs have been shown to reduce the spread of HIV by 80% and Hepatitis C by 50%.
- Naloxone available to participants
- Availability of PrEP (Pre-Exposure Prophylaxis) for HIV/AIDS
- Same day rapid HIV/Hep C testing
- Peer Support from Sunrise available 12-4 Mon-Fri.



COST SAVINGS

- 1 needle costs .04 cents compared with:
- Hepatitis C treatment: \$26,400-\$94,500 per 8-12 week course
- HIV lifetime treatment: \$379,668 in 2010
- Endocarditis treatment: >\$50,000 in 2017



Centers for Disease Control, Hepatitis C online

SYRINGE EXCHANGE AND THE LAW

- Legal since 2016
- Protection from prosecution for injection drug paraphernalia/residue
- Participants carry limited Immunity cards



The carrier of this card is a participant of The Steady Collective, a Syringe Exchange Program authorized by the state of North Carolina under G.S 90-113.27.

No employee, volunteer or participant of this program shall be charged with or prosecuted for possession of syringes or injection supplies, or for any residual amounts contained therein.

If stopped by the police:

1. Ask "Am I being detained?" If the officer says "No," calmly walk away.
2. Never consent to a search of your bag or car. Say "I do not consent to a search."
3. Always declare needles if you have them on your person when an officer announces that they will pat you down.

The image shows a card with two main sections. The top section contains a statement of authorization for the Steady Collective Syringe Exchange Program, citing North Carolina law G.S. 90-113.27. It states that participants are protected from prosecution for possession of syringes or injection supplies. The bottom section, separated by a dashed line, provides instructions for what to do if stopped by the police. It lists three steps: 1. Ask if being detained and walk away if the answer is no. 2. Do not consent to a search of bags or cars. 3. Always declare needles if they are on your person when an officer says they will pat you down.

HARM REDUCTION PRINCIPLES

- Nonjudgment
- Noncoercion
- Choice
- Empowerment
- Collaboration
- Human Rights



Acknowledges the real harms caused by drug use and attempts to minimize them

REFERENCES

- North Carolina Injury and Violence Prevention Branch, 2019. NC Opioid Action Plan Dashboard, Buncombe. Retrieved 2/22/2019 from: <https://injuryfreenc.shinyapps.io/OpioidActionPlan/>
- North Carolina Injury and Violence Prevention Branch, 2019. NC Opioid Action Plan Dashboard, Buncombe. Retrieved 2/22/2019 from: <https://injuryfreenc.shinyapps.io/OpioidActionPlan/>
- North Carolina Department of Health and Human Services, 2018. 2017 North Carolina HIV/STD/Hepatitis Surveillance Report. *North Carolina Division of Public Health, September 2018*, 42.
- Hall, Rachel (2018). How much does hepatitis C treatment cost? *Medical News Today, November 21, 2018*. Retrieved on 2/11/19 from: <https://www.medicalnewstoday.com/articles/323767.php>
- [de Montigny L](#), [Vernez Moudon A](#), [Leigh B](#), [Kim SY](#). (2010). Assessing a drop box programme: a spatial analysis of discarded needles. *International Journal of Drug Policy, May 2010, 21(3)*, 208-14
- North Carolina Department of Health and Human Services (2017). Infections and Injection Drug Use in NC. Retrieved 1/23/2019 from: <https://epi.publichealth.nc.gov/cd/hepatitis/HepatitisCFactSheet2017.pdf>