

Family Justice Center-Intake Services

Overview

Department Division: *Family Justice Center*

Contract Name: *FJC DOJ-OVW Helpmate*

Supplier Name: *Helpmate, Inc.*

Funding Source: *Department of Justice Office on Violence Against Women*

Contract Period: *October 1, 2015 through September 30, 2021*

Reporting Frequency: *Semi-Annually*

Contract Synopsis: Using grant funds, this contract provides Intake Specialists. Intake specialists greet clients and escort them into client dens, explain available services from the multiple partner agencies including law enforcement, review confidentiality policies, coordinate initial service provision and develop safety plans with victims.

Reporting Highlights:

- *1,451 DOJ funded intakes*
- *94.1% identified as female*
- *84.4% were domestic violence victimizations*
- *34.5% of services provided were victim / survivor advocacy*
- *Of those surveyed*
 - *90.1% indicated they had a safety plan*
 - *80.8% reported a decrease in fear and anxiety after initial intake.*

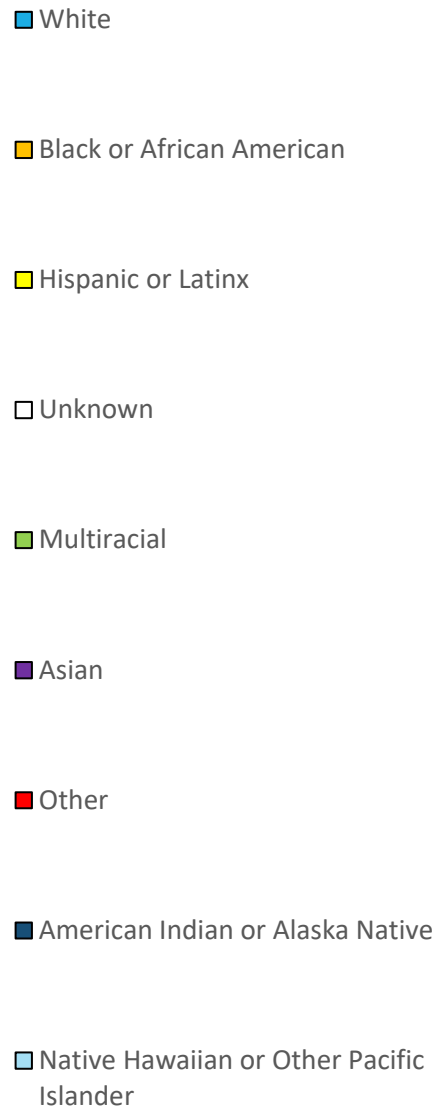


Client Demographics*

- Reporting period: October 1, 2015 through September 30, 2021
- Total DOJ funded intakes**: 1,451
 - 65.5% (952) identified as White
 - 15.6% (227) identified as Black or African American
 - 8.3% (120) identified as Hispanic or Latinx
 - 6.8% (99) identified as Unknown
 - 1.0% (14) identified as Multiracial

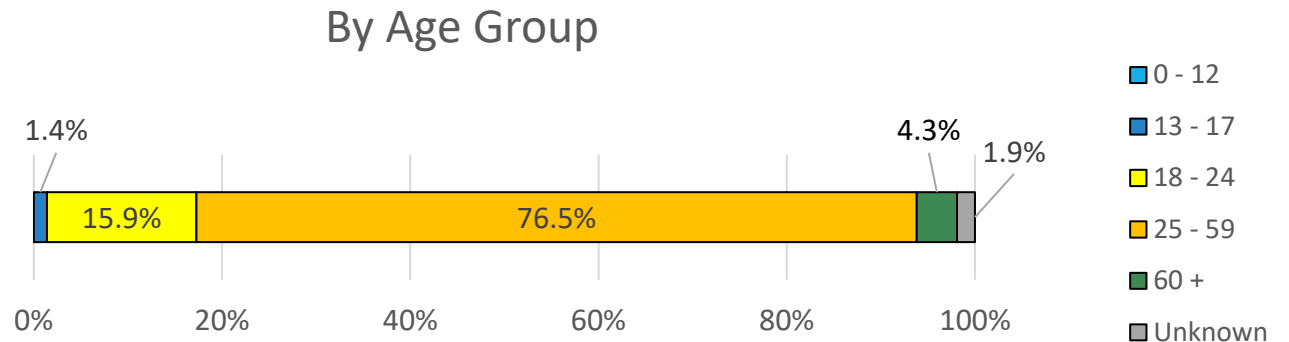
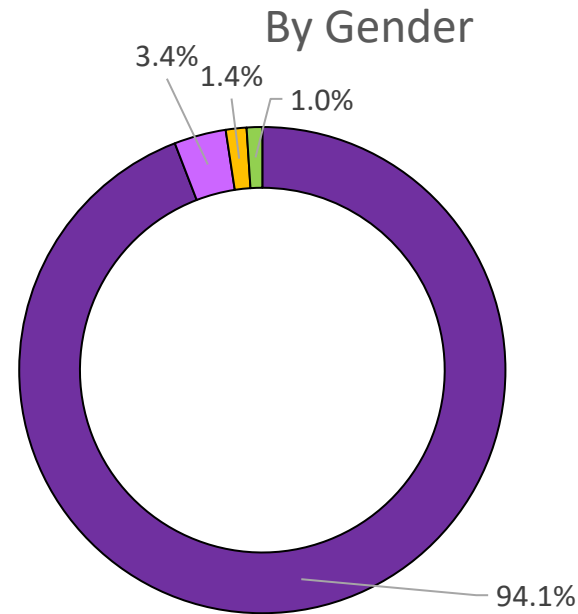
*Intakes are conducted at a survivor's first visit to the Family Justice Center

**Victims/survivors may identify in more than one category of race/ethnicity



Client Demographics

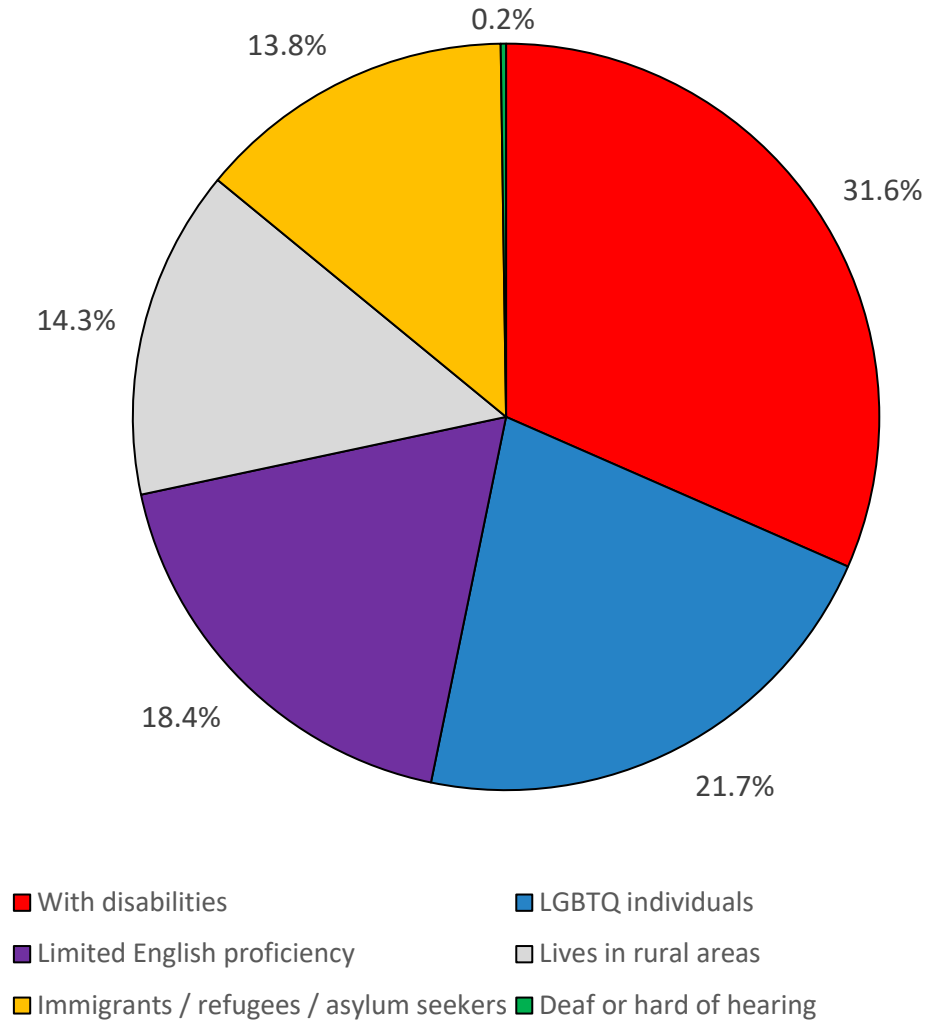
- Total DOJ funded intakes: 1,451
 - 94.1% (1,366) identified as female
 - 3.4% (50) identified as male
 - 1.4% (20) identified as transgender
 - 76.5% (1,110) were in the 25 – 59 years old age group
 - 15.9% (231) were in the 18 – 24 years old age group
 - 4.3% (62) were in the 60+ years old age group



Client Demographics

- Total special classifications: 434
 - 31.6% (137) identified as disabled
 - 21.7% (94) identified as LGBTQ individuals
 - 18.4% (80) identified as having limited English proficiency
 - 14.3% (62) identified as living in rural areas
 - 13.8% (60) identified as immigrants / refugees / asylum seekers

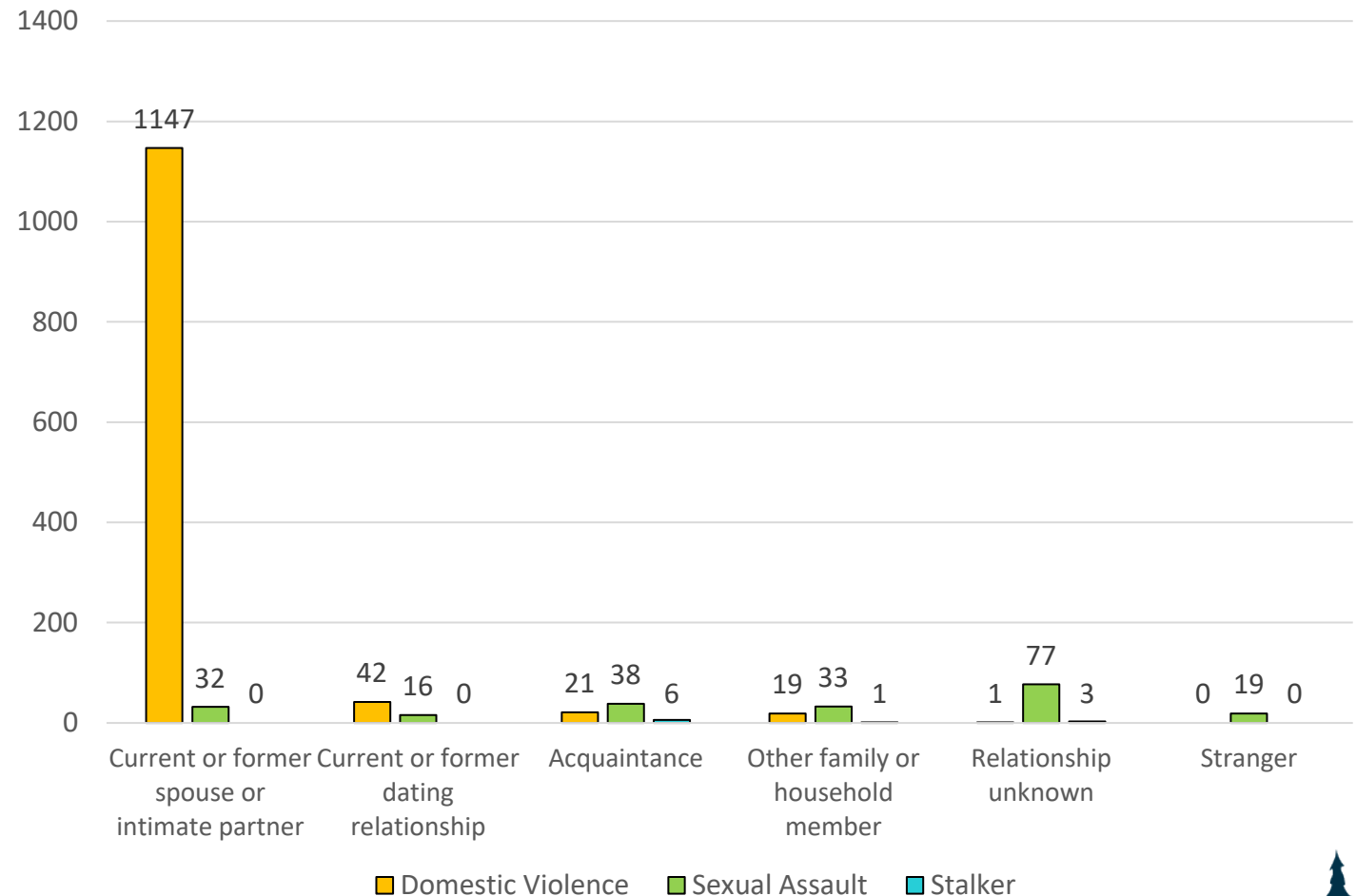
By Special Classification



Relationship to Offender by Victimization Type*

- Total by victimization types:
 - Domestic violence: 84.4% (1,225)
 - Sexual assault: 14.8% (215)
 - Stalker: 0.8% (11)
- Total number of victimizations: 1,455
 - 81.0% (1,179) of survivors experienced domestic violence by a current or former spouse or intimate partner
 - 4.5% (65) of survivors experienced sexual assault from an acquaintance (neighbor, employee, co-worker, student, schoolmate, etc.)
 - 4.0% (58) of survivors experienced domestic violence by a current or former dating relationship
 - 3.6% (53) of survivors experience sexual assault from a stranger

Relationship to Offender By Victimization Type



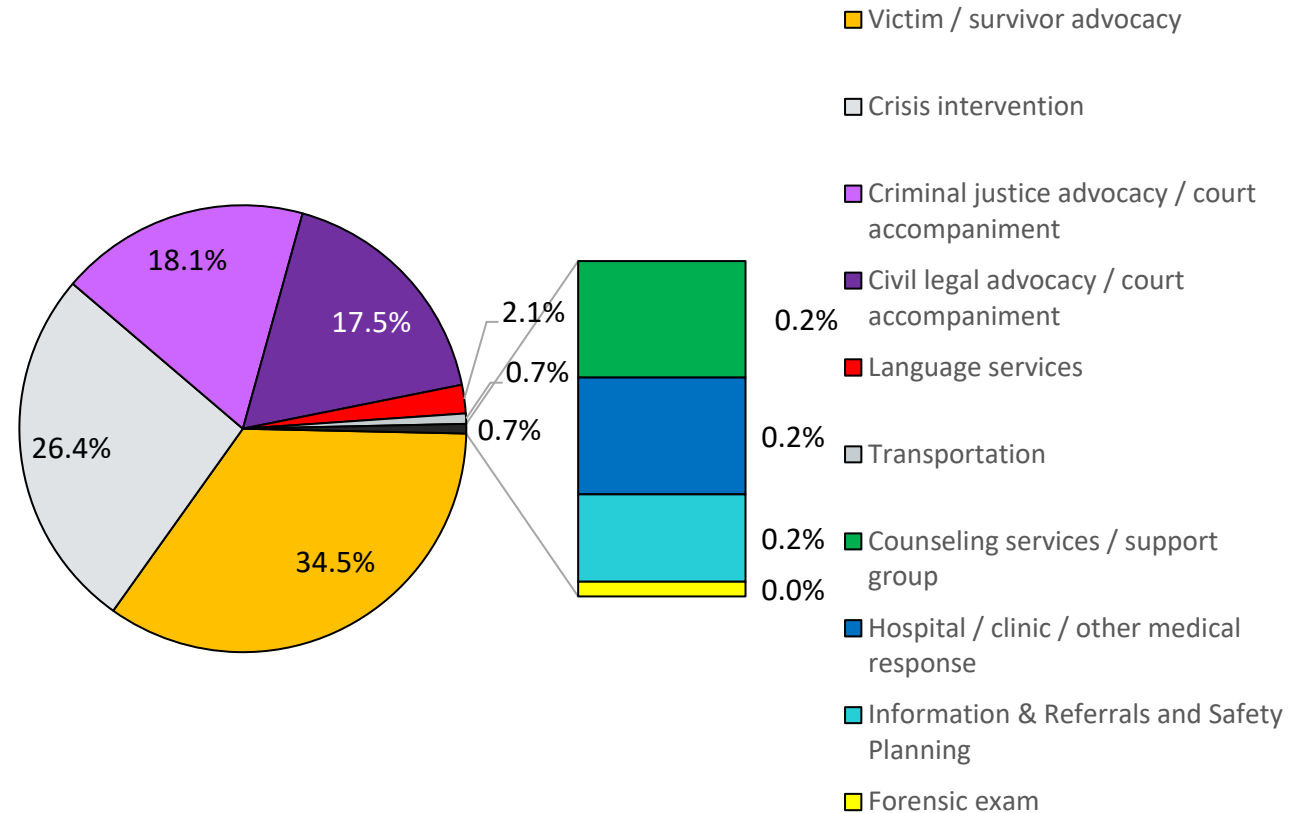
*Individual may experience more than one victimization type and be victimized by more than one perpetrator



Types of services provided*

- Total services provided: 3,347
 - **Victim / survivor advocacy** – actions designed to assist the victim /survivor in obtaining support, resources or services such as employment, housing, shelter services, health care, etc: 34.5% (1,155)
 - **Crisis intervention** – identifying, assessing, and intervening with an individual in crisis: 26.4% (883)
 - **Criminal justice advocacy / court accompaniment** – assisting a victim / survivor with criminal legal issues including notification of case status, hearing dates, pleas agreements, and sentencing terms; paperwork preparation and accompaniment to criminal court proceedings: 18.1% (605)
 - **Civil legal advocacy / court accompaniment** – assisting a victim / survivor with civil legal issues such as paperwork preparation for a protection order or accompaniment to civil court proceeding: 17.5% (587)
 - **Language services** – interpretation, translation: 2.1% (69)
 - **Transportation:** 0.7% (25)

Total Services Provided By Type of Service



*Individual may receive more than one type of service

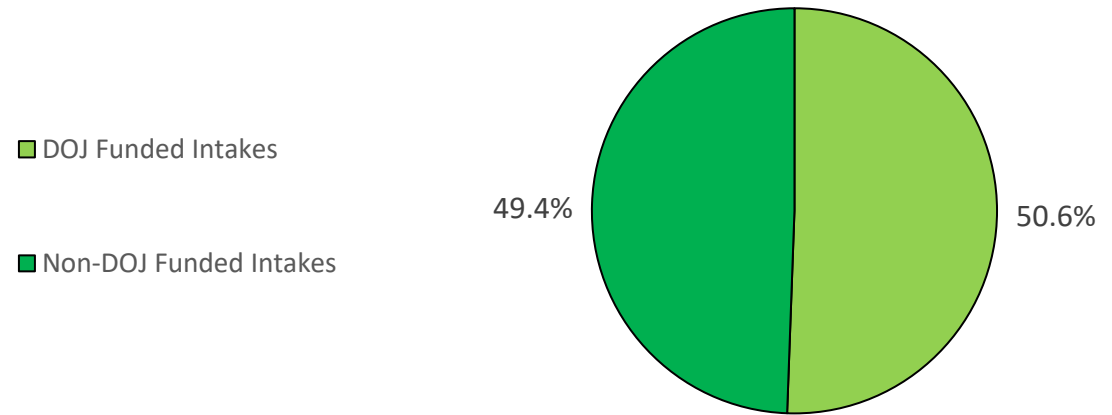


Additional Intake Statistics*

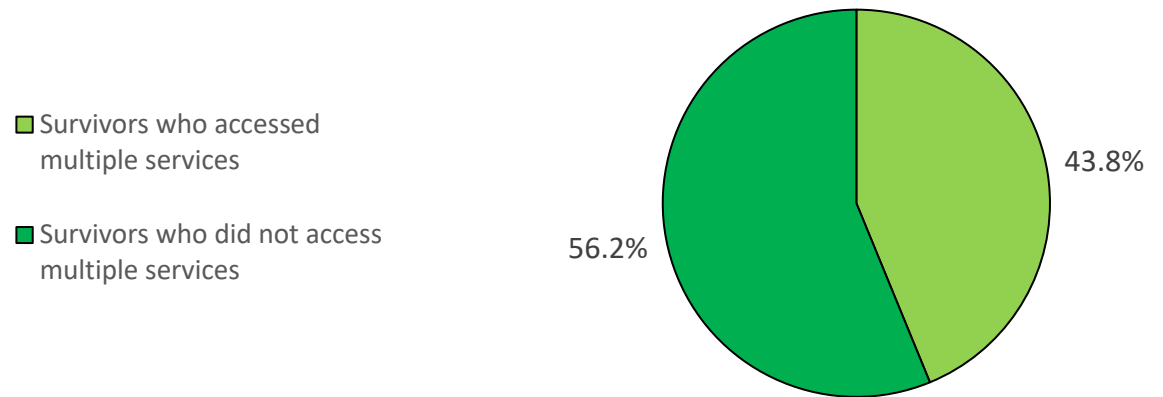
- Total number of intakes: 2,080
- Total number of DOJ funded intakes: 1,052
- Total intakes that access multiple services: 911

*Data is from January 1, 2019 through September 30, 2021.

DOJ Funded Intakes vs Non-DOJ Funded Intakes



Total Survivors Who Accessed Multiple Services

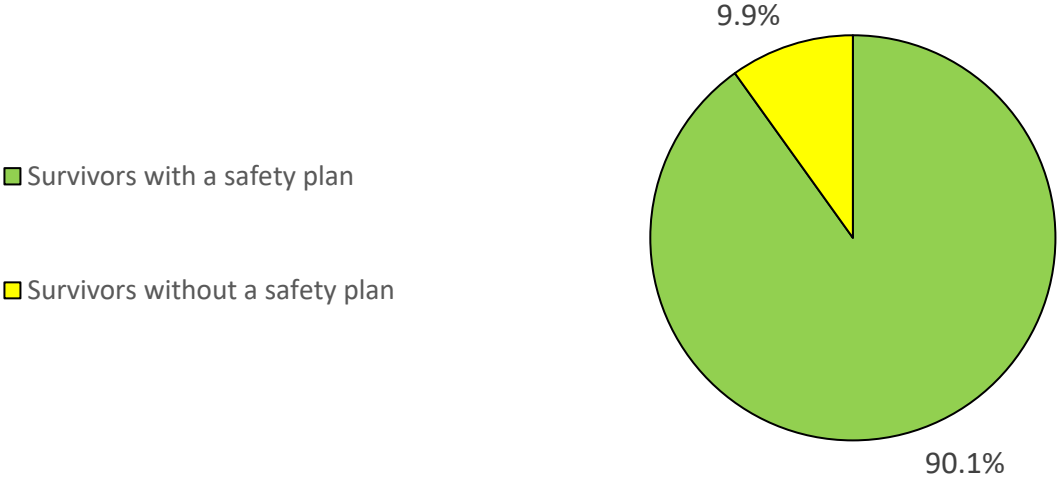


Post Intake Survey Results*

- Total number of optional post intake surveys completed: 485
 - 90.1% (437) of survivors indicated they had a safety plan
 - 80.8% (389) of survivors indicated that they experienced a decrease in fear and anxiety

*Data is from January 1, 2019 through September 30, 2021.

Total Survivors With Safety Plan



Total Survivor Anxiety / Fear

