

Family Justice Center – Sexual Assault Services

Overview

Department Division: Family Justice Center

Contract Name: FJC GCC Our VOICE

Supplier Name: Our VOICE

Funding Source: *Governor’s Crime Commission Grant*

Contract Period: *October 1, 2019 through September 30, 2021*

Reporting Frequency: *Quarterly*

Contract Synopsis: This contract supports the Family Justice Center (FJC) in providing integrated services in one location to better serve survivors of intimate partner violence, sexual assault, human trafficking, elder abuse, and child abuse. In that effort, this contract provides partial funding for one Our VOICE Counselor and one Our VOICE Court Advocate.

Reporting Highlights:

- *366 total new individuals served during reporting period*
- *2,126 total survivor related service instances*
- *163 interactions with survivors in various personal advocacy and/or accompaniment areas*
- *832 emotional support or safety services interactions*
- *122 criminal/civil justice system assistance instances*

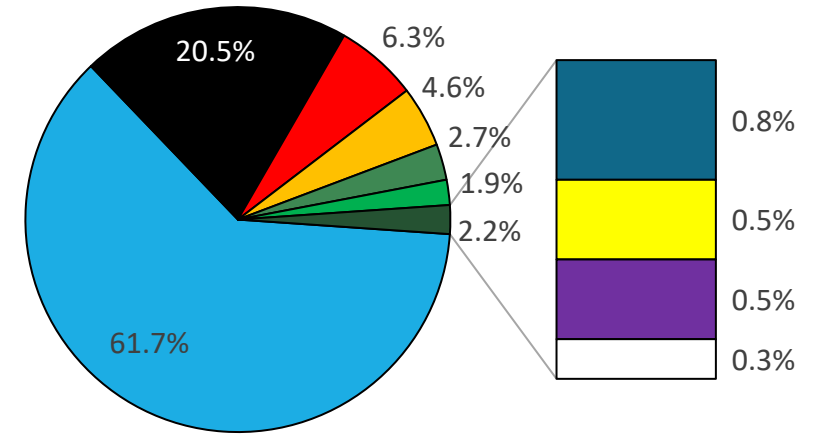


Client Demographics*

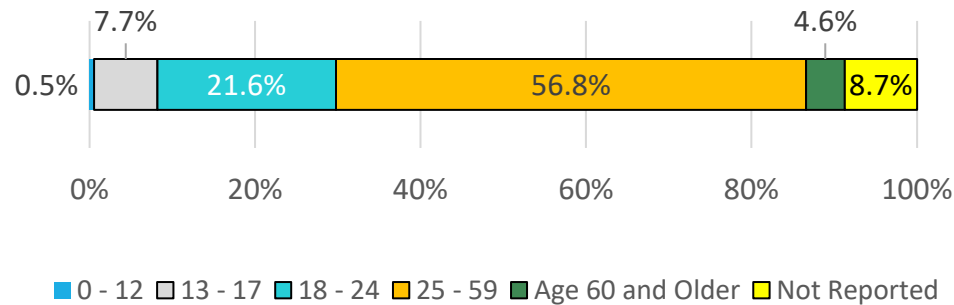
- Reporting period: October 1, 2015 through September 30, 2021
- Total individuals served: 718
- Total new individuals served: 366

- White
- Not Reported
- Hispanic or Latinx
- Black or African American
- Not Tracked
- Multiracial
- Other
- American Indian or Alaskan Native
- Asian
- Native Hawaiian or Other Pacific Islander

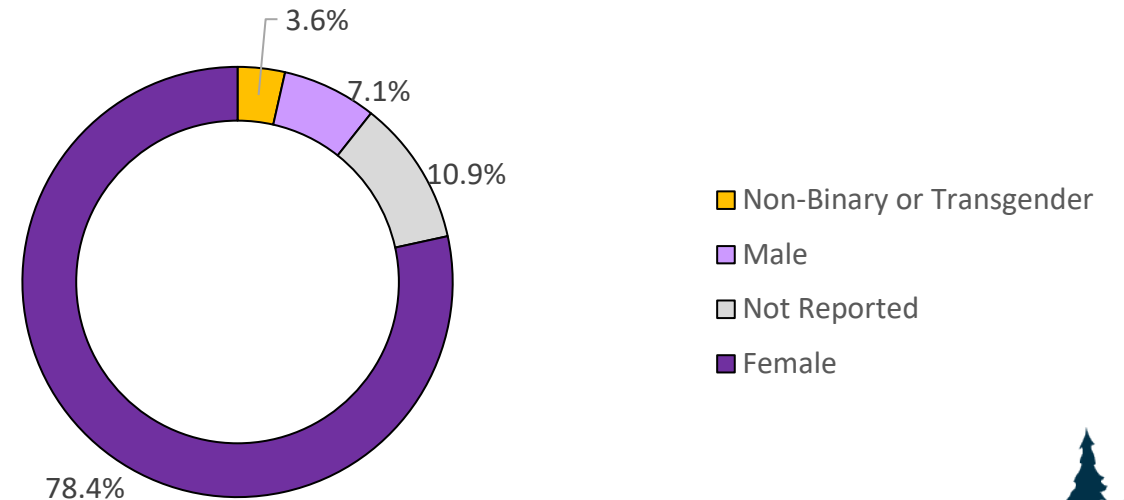
By Race



By Age Group



By Gender

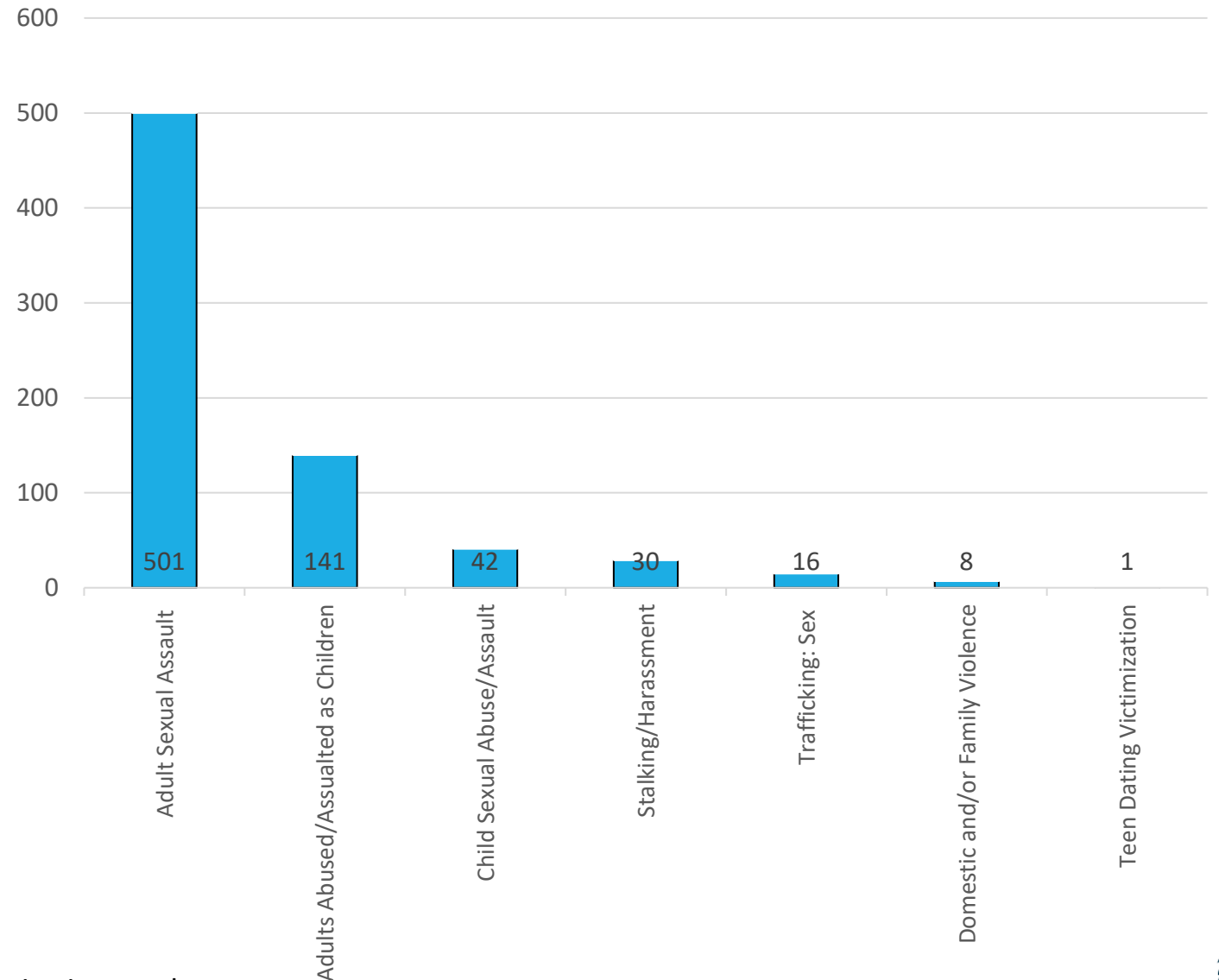


*Demographics are based on the GCC reporting categories and only reflect new individuals served



Types of Victimitizations Reported

- 739 responses to the types of victimizations experienced by survivors
 - 67.8% (501) of survivor responses indicated survivor had experienced adult sexual assault
 - 19.1% (141) of survivor responses reported adults abused/assaulted as children
 - 5.7% (42) of survivor responses reported child sexual abuse/assault
 - 4.1% (30) of survivor responses reported stalking/harassment
 - 2.2% (16) of survivor responses reported they were victims of sex trafficking

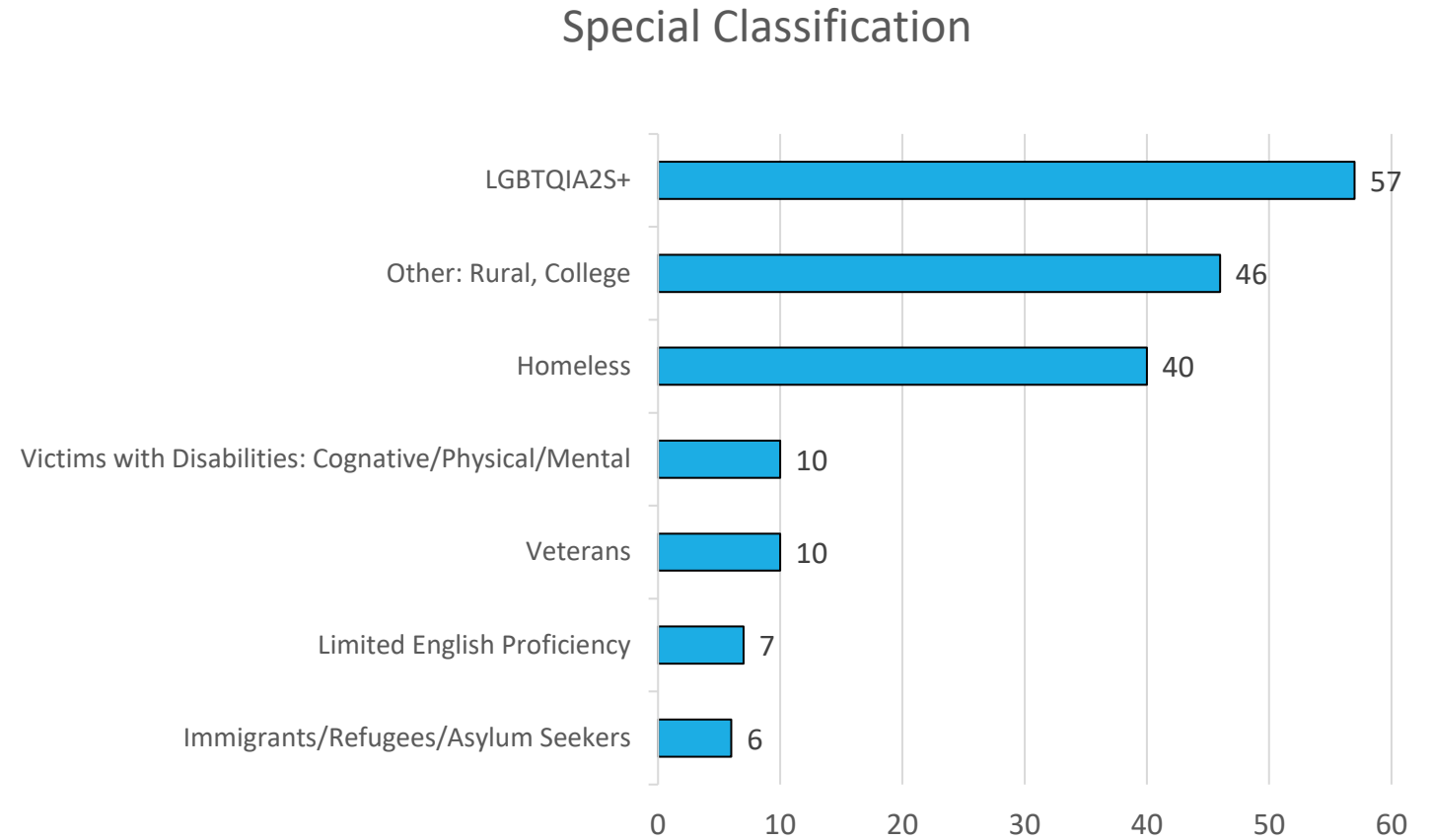


*Polyvictimization refers to having experienced multiple victimizations and emphasizes experiencing different kinds of victimization rather than multiple episodes of the same kind of victimization.



Special Classifications

- 176 instances of special classifications*
 - 32.4% (57) identified as LGBTQIA2S+
 - 26.1% (46) identified as rural or college
 - 22.7% (40) identified as homeless
 - 5.7% (10) identified as victims with disabilities
 - 5.7% (10) identified as a veteran
 - 4.0% (7) identified as having limited English proficiency

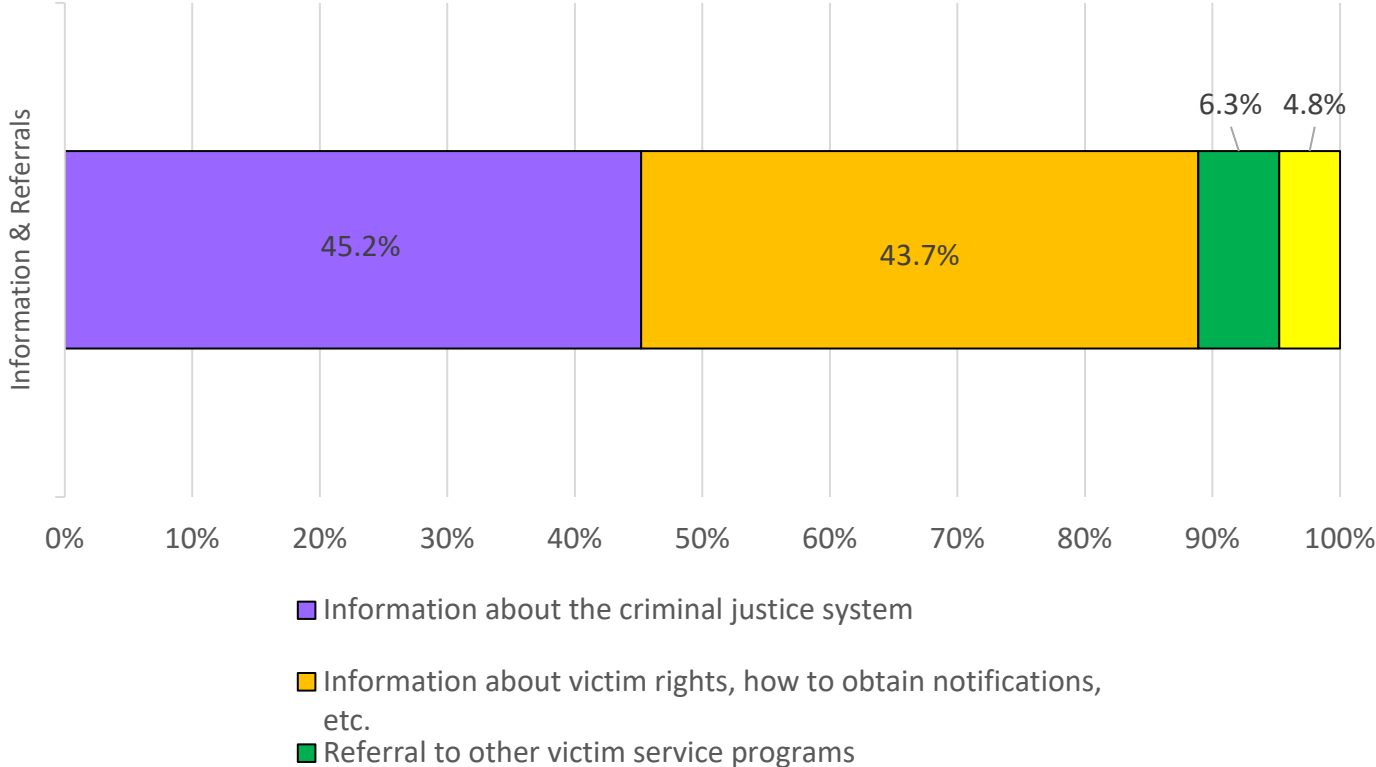


*A survivor can have more than one of these special classifications



Services Provided – Information & Referral

- 3 people were assisted with the completion of Victim’s Compensation Forms
- 1,009 survivors related service instances*:
 - 45.2% (456) instances provided information about the criminal justice system
 - 43.7% (441) instances provided information about victim rights and how to obtain notifications
 - 6.3% (64) instances referred to other victim service programs
 - 4.8% (48) instances referred to other services, supports, and resources

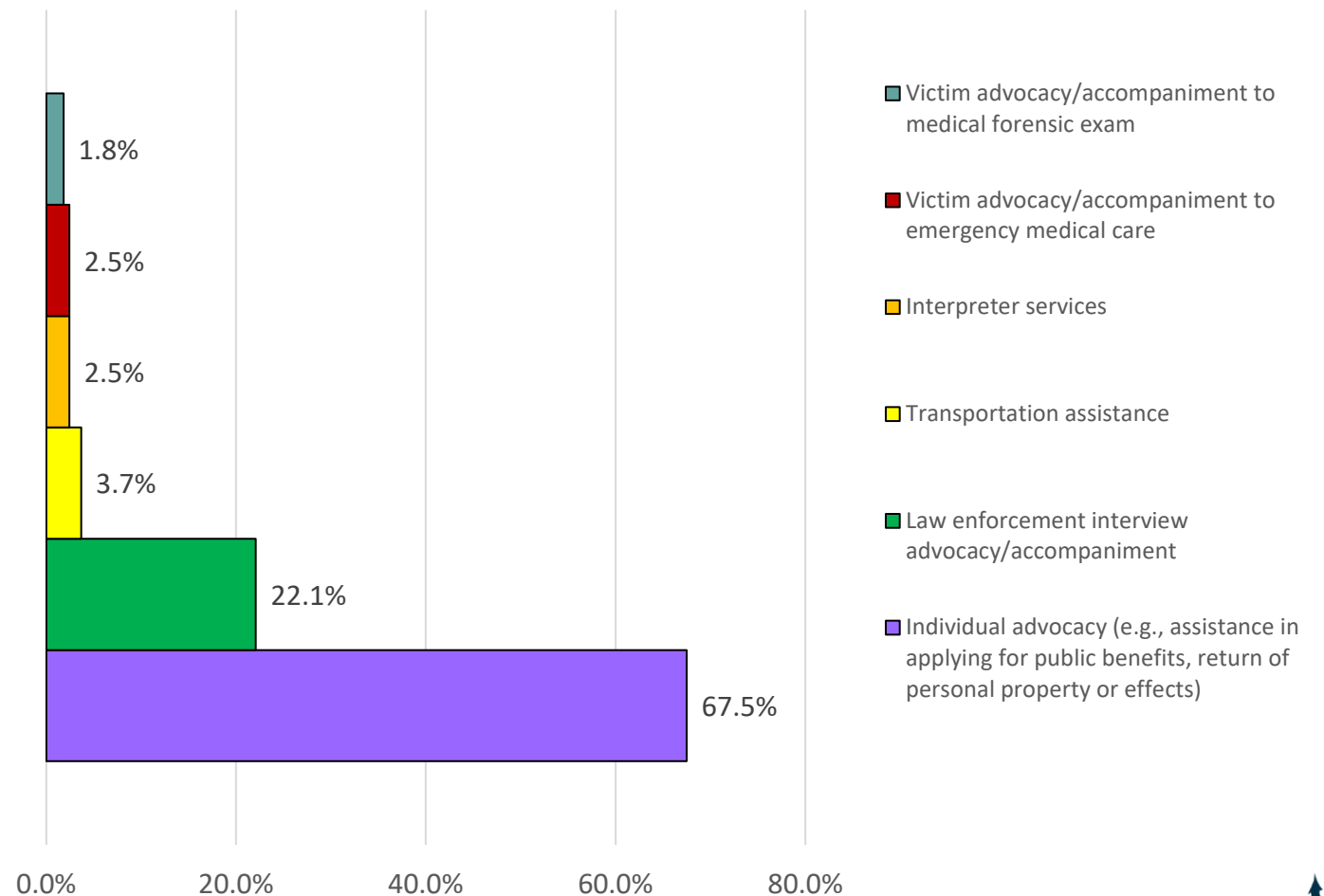


*It is possible for a survivor to access more than one service



Personal Advocacy and/or Accompaniment

- 163 interactions* with survivors in various personal advocacy and/or accompaniment areas:
 - 67.5% (110) interactions provided individual advocacy
 - 22.1% (36) interactions provided advocacy/accompaniment to law enforcement interviews
 - 3.7% (6) interactions provided transportation assistance
 - 2.5% (4) interactions provided victim advocacy/accompaniment to medical forensic care
 - 2.5% (4) interactions provided interpreter services

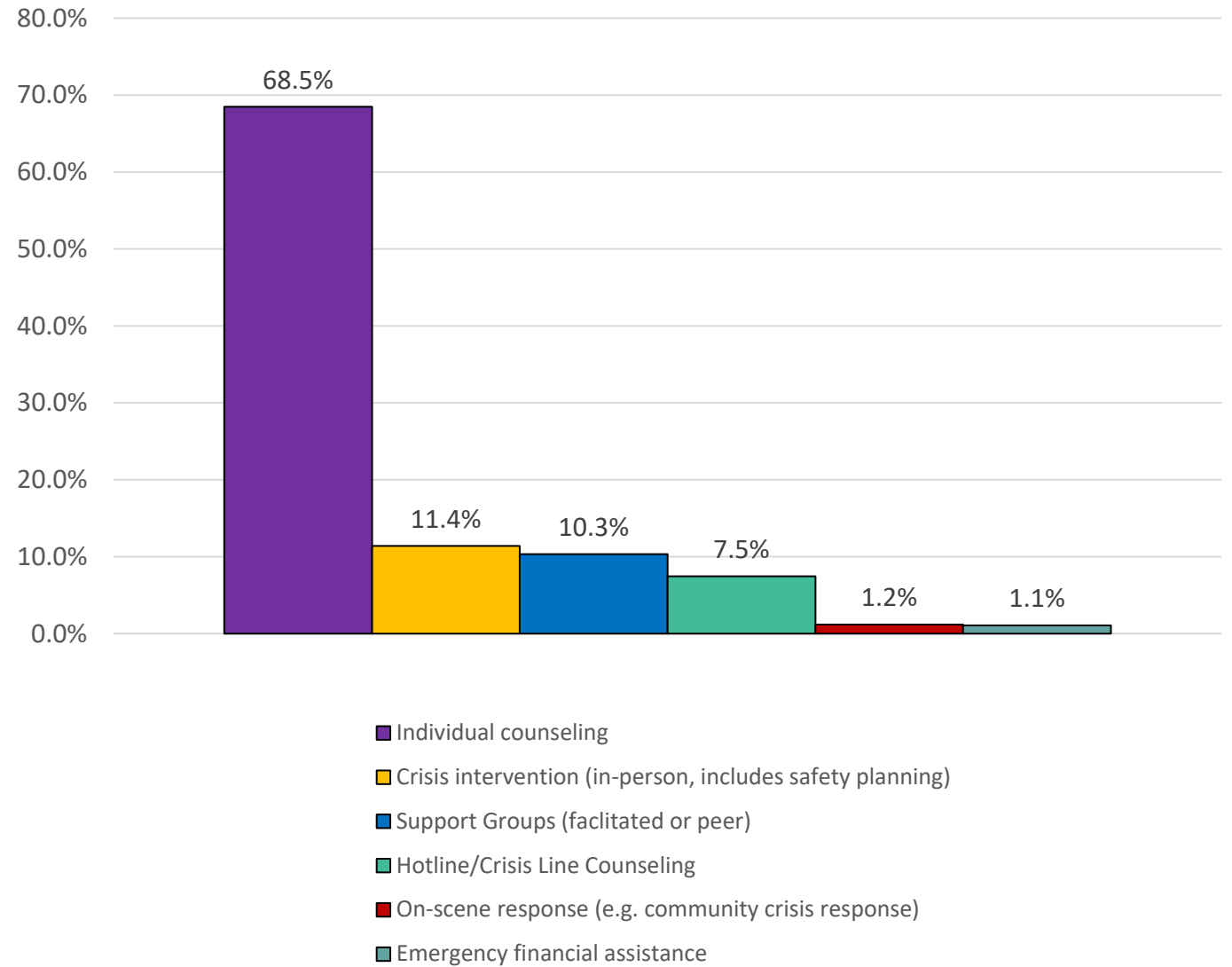


*It is possible for a survivor to have more than one type interaction



Emotional Support or Safety Services

- 832 emotional support or safety services interactions*:
 - 68.5% (570) interactions provided individual counseling
 - 11.4% (95) interactions were crisis interventions including in-person and safety planning
 - 10.3% (86) interactions provided either facilitated or peer support groups
 - 7.5% (62) interactions were hotline/crisis line counseling
 - 1.2% (10) interactions were on-scene crisis responses
 - 1.1% (9) interactions provided emergency financial assistance



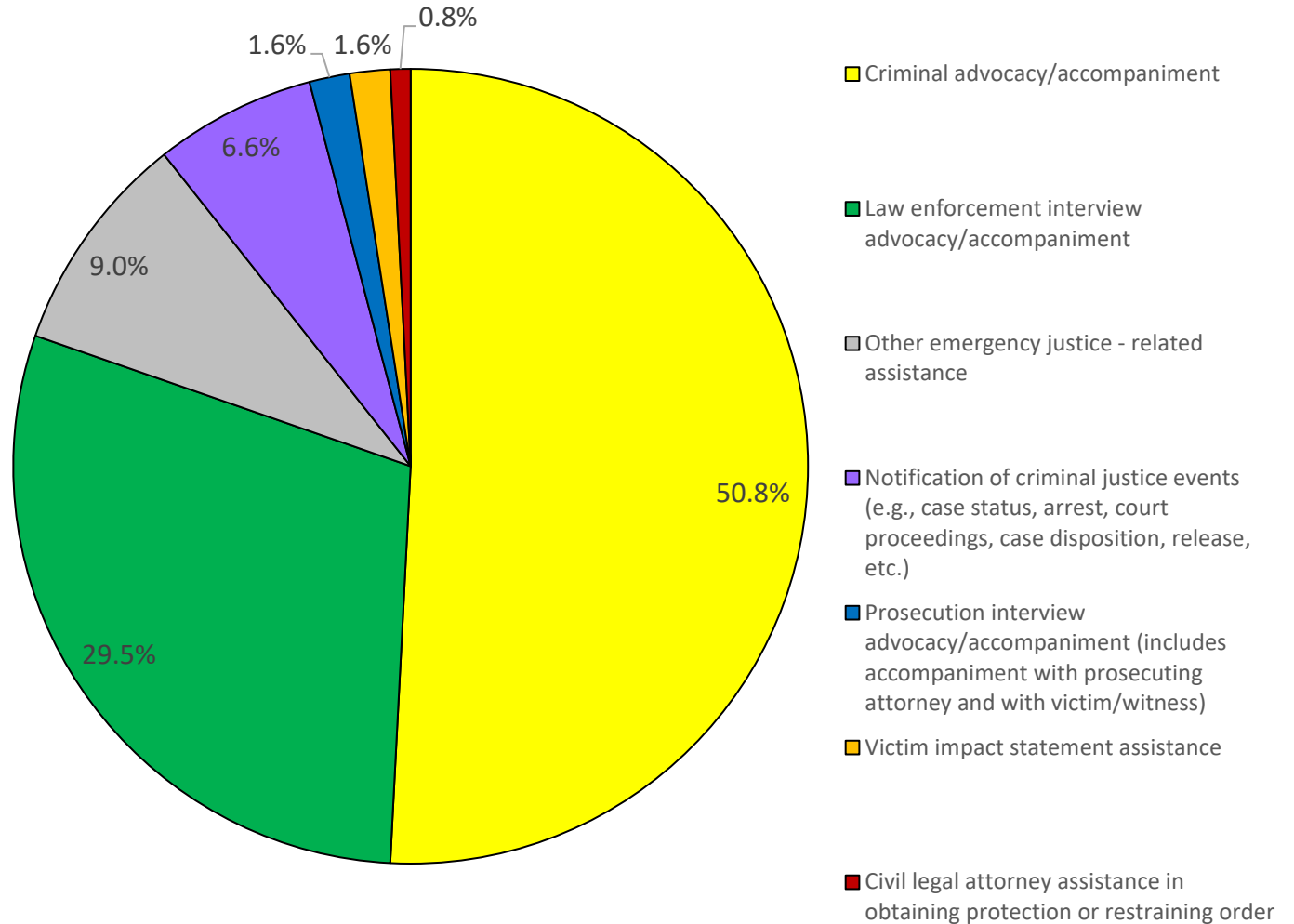
*It is possible for a survivor to have more than one type interaction



Criminal/Civil Justice System Assistance

- 122 criminal/civil justice system assistance instances*:
 - 50.8% (62) engaged in advocacy or accompaniment in criminal proceedings
 - 29.5% (36) engaged in assistance with advocacy or accompaniment in a law enforcement interview
 - 9.0% (11) engaged in other emergency justice – related assistances
 - 6.6% (8) engaged in assistance with notifications of criminal justice events such as case status, arrest, court proceedings, case dispositions, and release
 - 1.6% (2) engaged in assistance with advocacy or accompaniment in a prosecution interview

Criminal/Civil Justice System Assistance



*It is possible for a survivor to have more than one type assistance instance

