


# School Capital Fund Commission

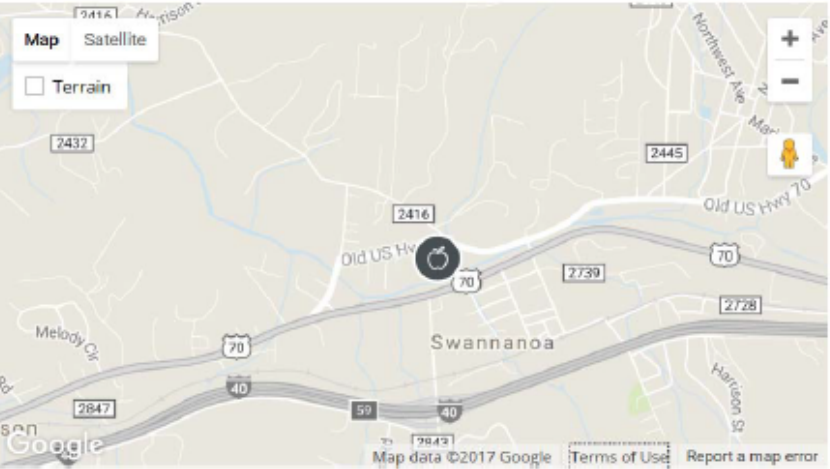


October 9<sup>th</sup>, 2017

# Review of BCS Budget Amendment

<b>District #:</b>	2
<b>Project Name:</b>	Community High School Construction/Addition

**Project Description:**  
 Upon recommendation of the School Capital Fund Commission the Board of Commissioners approved a \$12 million budget for the Community High School Construction/Addition project on 11/22/16. The project includes construction of admin classroom building, FFE and technology, greenhouse replacement, demolition of classroom wing and construction of a cafeteria and kitchen. A recent bid has come in over budget and Buncombe County Schools has requested additional funding.



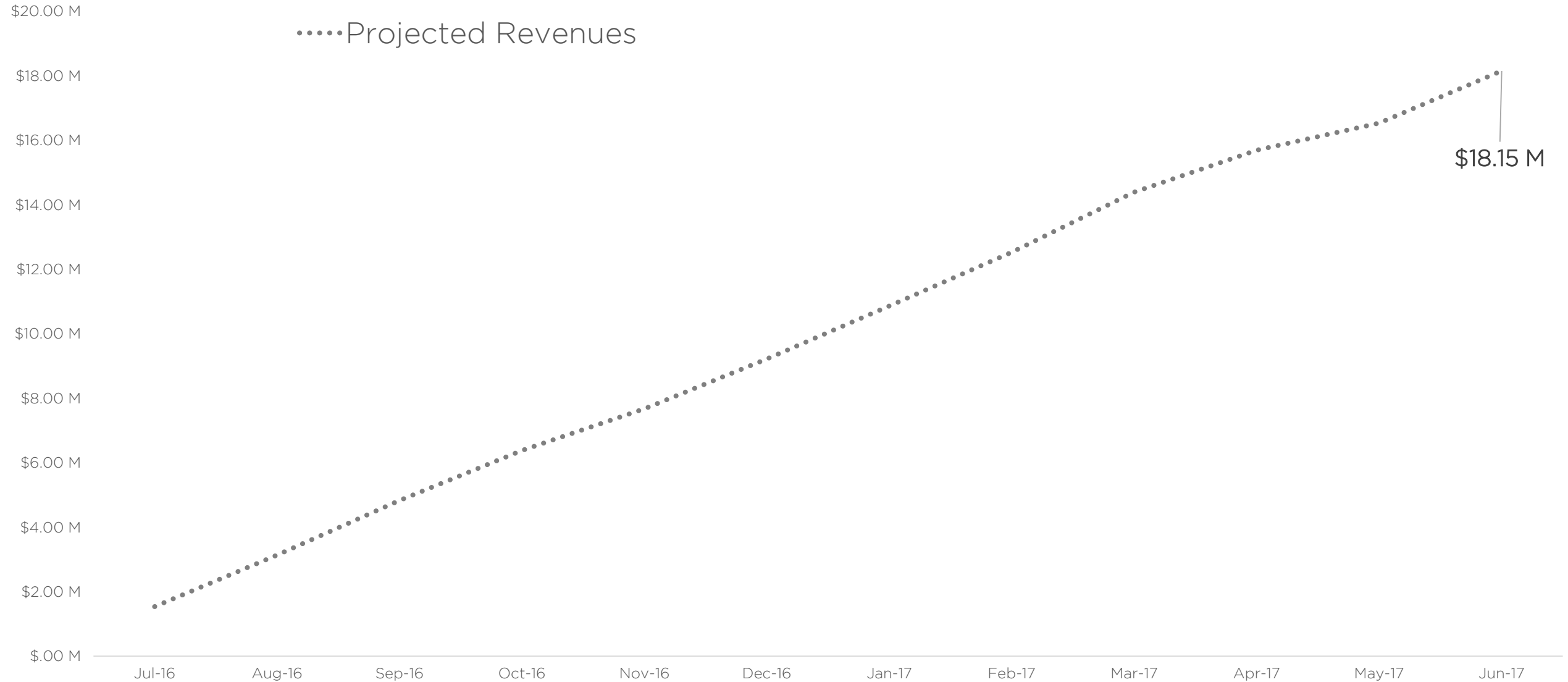
**Funding Source:**  
 Savings of \$300,000 from the Cane Creek roofing project will be transferred to the Community High School project.

<b>Exhibit A:</b>		<b>Increase (Decrease)</b>	
<b>Account Description</b>	<b>Account Number</b>	<b>Revenues</b>	<b>Expenditures</b>
Roofing Projects	2659121 463001		(300,000)
Community High School	2659120		300,000
<b>TOTAL</b>		<b>-</b>	<b>-</b>

# Revenue Review

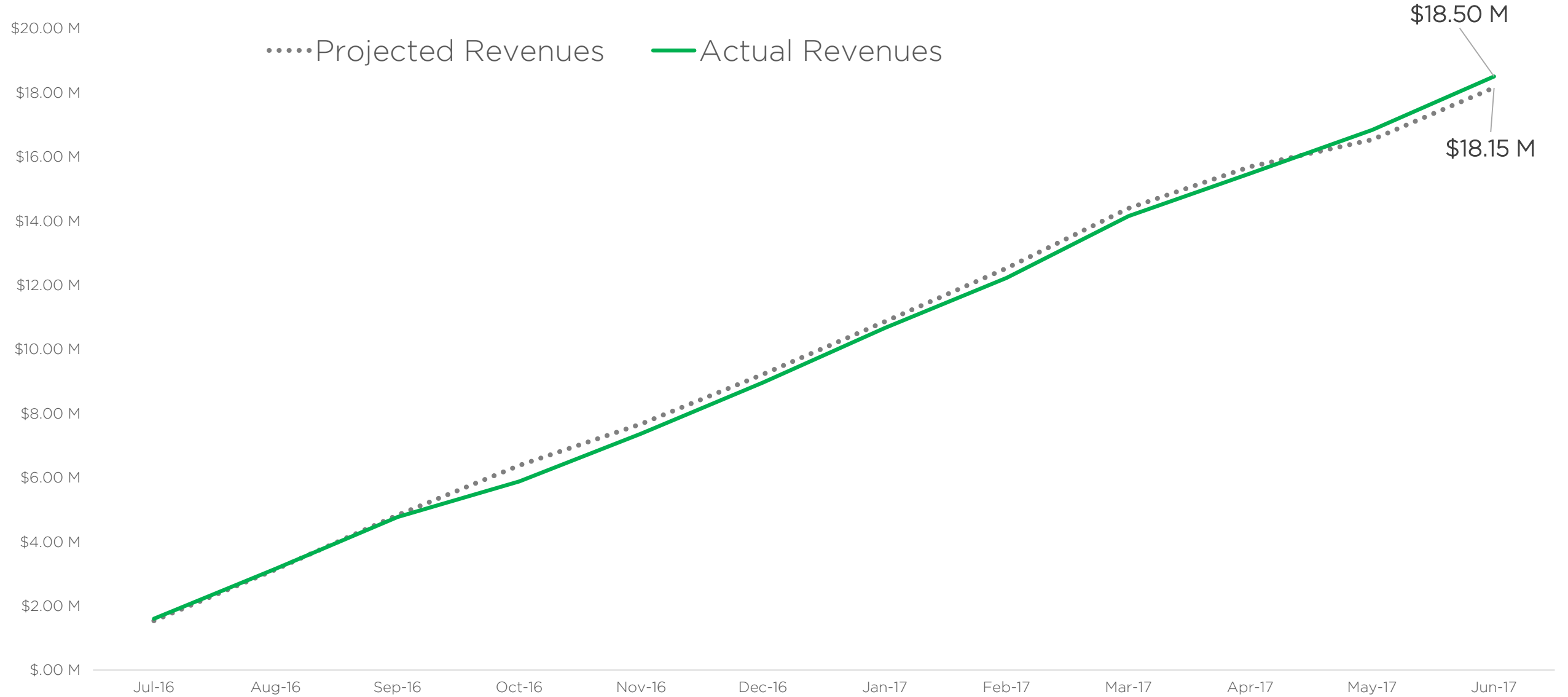
# How was our estimate for last year's Sales Tax Revenues?

FY 2017 Article 39 Sales Tax Revenues (Year-to-Date)



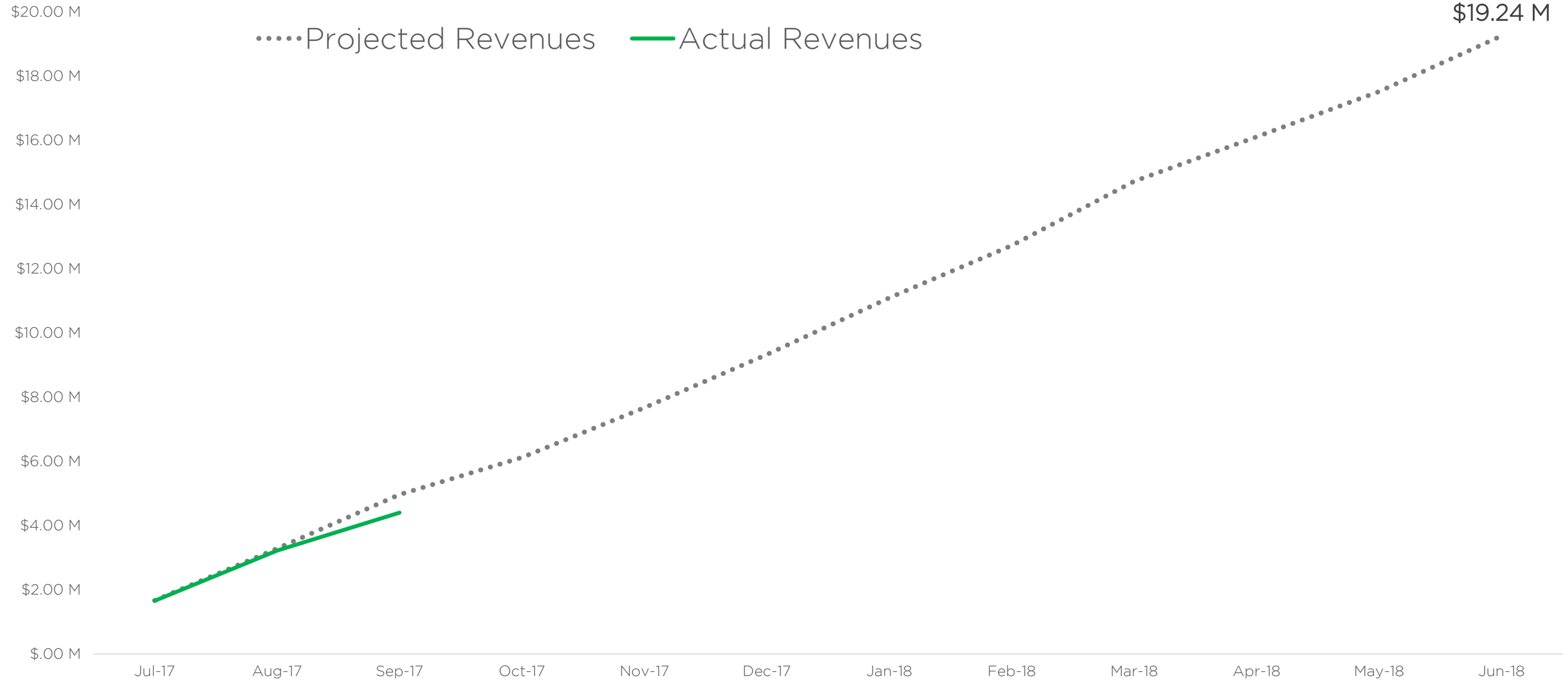
# How was our estimate for last year's Sales Tax Revenues?

FY 2017 Article 39 Sales Tax Revenues (Year-to-Date)



# Checking in on the current year estimate

FY 2018 Article 39 Sales Tax Revenues (Year-to-Date)



# Sales Tax Revenues: Conclusions

- Year over year growth continues to be strong
- Projections in line with expectations
- Variation from projection impacts funding capacity
- Will continue to update Commission as revenues come in

# Approved Projects

What has School Capital Fund Commission has approved so far?



# Review of Approved Projects (FY 2017)

<b>Fiscal Year</b>	<b>Project Name</b>	<b>Budget Amount</b>	<b>Expended</b>	<b>Budget Remaining</b>	<b>% Budget Expended</b>
<b>2017</b>		<b>44,461,525</b>	<b>9,458,273</b>	<b>35,003,252</b>	<b>21.27 %</b>
	BCS C.D. Owens HS: Track Replacement	725,000	725,000	-	100.00 %
	BCS CA Erwin HS: Repaving	200,000	200,000	-	100.00 %
	BCS Avery's Creek ES: Chiller	160,000	132,104	27,896	82.56 %
	BCS AC Reynolds HS: Re-roofing	588,275	473,179	115,096	80.44 %
	BCS Valley Springs MS: Roofing	1,018,000	386,076	631,924	37.92 %
	BCS Avery's Creek ES: Cafeteria & Canopy	1,000,000	375,523	624,477	37.55 %
	ACS AHS Roof & Renovations	25,266,250	6,511,313	18,754,937	25.77 %
	BCS Owen High School: ADA Compliance	580,000	88,370	491,630	15.24 %
	BCS WD Williams ES: Roofing	780,000	71,366	708,634	9.15 %
	BCS Community High School	12,300,000	492,341	11,807,659	4.00 %
	BCS Admin. Services Bld: Main Switchgear	210,000	3,000	207,000	1.43 %
	ACS Montford School Critical Priority	1,634,000		1,634,000	0.00 %
<b>Grand Total</b>		<b>44,461,525</b>	<b>9,458,273</b>	<b>35,003,252</b>	<b>21.27 %</b>

# Review of Approved Projects (FY 2018)

Fiscal Year	Project Name	Budget	Expended	Budget	% Budget
		Amount		Remaining	Expended
<b>2018</b>		<b>15,004,312</b>	<b>1,648,011</b>	<b>13,356,301</b>	<b>10.98 %</b>
	Enka HS Gym Bleacher Replacement	190,000	190,000	-	100.00 %
	Admin Svcs Building Roof & Drainage & Crickets to Drain	748,000	632,065	115,935	84.50 %
	Johnston ES Energy Management System	210,000	160,064	49,936	76.22 %
	BCS 2018 LED Project County Match	828,391	427,709	400,682	51.63 %
	Emma Elementary Fire Alarm System	140,000	38,618	101,382	27.58 %
	Weaverville & Black Mtn ES Fire Alarm Systems	235,000	61,299	173,701	26.08 %
	Cane Creek Middle Metal Retrofit	2,100,000	73,409	2,026,591	3.50 %
	Enka Middle Metal Retrofit Roof	730,000	22,744	707,256	3.12 %
	Admin Svcs Building Boiler Replacement	260,000	7,313	252,688	2.81 %
	Metal Roof Over Admin & Media	460,000	12,441	447,559	2.70 %
	Drives & Canopy Reno per Planning Study	990,000	11,637	978,363	1.18 %
	Black Mtn Primary Enclosed Walkway	130,000	1,457	128,543	1.12 %
	Candler ES Enclosed Walkway	145,000	1,457	143,543	1.00 %
	BCS Reynolds Lab renovations per ADA/OCR Report	645,000	4,080	640,920	0.63 %
	N Buncombe High Turf & Lighting Upfit	675,000	1,860	673,140	0.28 %
	Enka High Turf & Lighting Upfit	675,000	1,860	673,140	0.28 %
	Reynolds HS Enclosed Walkway	111,725		111,725	0.00 %
	ACS Pre-School Paving/New road	240,000		240,000	0.00 %
	ACS 2018 LED Project County Match	97,196		97,196	0.00 %
	Weaverville Primary Enclosed Walkway	120,000		120,000	0.00 %
	N Buncombe HS Repaving	225,000		225,000	0.00 %
	BCS 6 HS & Community HS Greenhouse ADA/OCR Report	910,000		910,000	0.00 %
	Enka High Repaving	150,000		150,000	0.00 %
	Haw Creek ES Repaving	125,000		125,000	0.00 %
	ACS Montford School 2018 Funding Approval	3,714,000		3,714,000	0.00 %
	Enka Middle Renovations	150,000		150,000	0.00 %
<b>Grand Total</b>		<b>15,004,312</b>	<b>1,648,011</b>	<b>13,356,301</b>	<b>10.98 %</b>

# Review of Approved Projects (FY 2019)

(Budget Becomes Available 12/1/2017)

<b>Fiscal Year</b>	<b>Project Name</b>	<b>Budget Amount</b>	<b>Expended</b>	<b>Budget Remaining</b>	<b>% Budget Expended</b>
<b>2019</b>		<b>13,005,587</b>		<b>13,005,587</b>	
	Main Building & Gym Connector/Safety Projects	2,500,000		2,500,000	0.00 %
	BCS Avery's Creek ES Stage	2,300,000		2,300,000	0.00 %
	ACS Ira B. Jones ES Roof Decking	2,145,000		2,145,000	0.00 %
	BCS 2019 LED Project County Match	828,391		828,391	0.00 %
	ACS Montford School 2019 Funding Approval	650,000		650,000	0.00 %
	BCS Roberson HS Track & Field Replacement	650,000		650,000	0.00 %
	Re-Roof Projects	573,000		573,000	0.00 %
	Haw Creek ES Re-Roof	500,000		500,000	0.00 %
	Leicester ES Re-Roof	450,000		450,000	0.00 %
	Reynolds HS Re-Roof Areas H & I	425,000		425,000	0.00 %
	Owen HS Campus Repaving	400,000		400,000	0.00 %
	Erwin HS Campus Repaving	300,000		300,000	0.00 %
	N Buncombe HS Chiller Replacement	260,000		260,000	0.00 %
	Weaverville Primary Re-Roof Areas I, J, L, M	254,000		254,000	0.00 %
	Enka HS Window & Door Replacements	225,000		225,000	0.00 %
	N Buncombe HS Re-Roof	200,000		200,000	0.00 %
	Black Mtn Primary Fire Alarm System	140,000		140,000	0.00 %
	Black Mtn Primary Re-Roof Area P	108,000		108,000	0.00 %
	ACS 2019 LED Project County Match	97,196		97,196	0.00 %
<b>Grand Total</b>		<b>13,005,587</b>		<b>13,005,587</b>	

# Review of Approved Projects (All Years)

<b>Fiscal Year</b>	<b>Funding Amount</b>
2017	44,461,525
2018	15,004,312
2019	13,005,587
<b>Grand Total</b>	<b>72,471,424</b>

- Obligated for these amounts
- No new debt has yet been issued
- Plan is to issue debt in late winter/early spring
- Total amount may or may not be issued all at once, depending on cash flows

# Funding Capacity Estimate

How much can the Commission award?

# Estimated Available Fund Balance

