


# SUSTAINABILITY ANNUAL REPORT FOR BUNCOMBE COUNTY



APRIL 2019

# Buncombe County Sustainability Plan

## Annual Update - April 2019



Originally adopted May 15, 2012, **Buncombe County's Sustainability Plan** was developed to outline the process for improving and strengthening the County's community, environment, and economy. The Plan was created based on this "triple bottom line" approach, which takes into account economic, environmental, and social concerns to evaluate proposed actions.

The Sustainability Partnership convened in 2011 and with staff's assistance developed the framework of the plan based on stated goals. Community meetings were held throughout the County to gather citizen input, which further led to refining the Plan's structure to include objectives and indicators for measuring the progress on those original goals.

In 2017, stakeholders formed to reassess the Plan and its goals, objectives, and indicators as well as highlight specific strategies to improve goal attainment. Members were chosen due to their direct daily involvement in improving the community, environment, and economy, and consisted of County staff and community members whose department or agency reports annually on indicators identified within the Sustainability Plan. After receiving public input on the draft Plan Update, the Sustainability Plan Update was refined and was adopted in 2017.

This is the seventh Annual Report for the Sustainability Plan. The Annual Report highlights goal indicators, measured in fiscal, calendar, or school year depending on the type of data. The previous year's data is provided as a benchmark, and when reliable information is available, cumulative years' data is shown. The last page of the Plan Update highlights our partners and data sources.

### Goal

A description of what we want to achieve.

### Objective

A statement of action indicating how to obtain a specific goal.

### Strategy

The plan of action identifying how to achieve a goal or objective.

### Indicator

A measurable quality or characteristic used to identify progress and track trends over time.



# QUALITY EDUCATION

INDICATOR  
STRATEGY

## OBJECTIVES:

INCREASE HIGH SCHOOL GRADUATION RATE			Four-year high school graduation rate at Asheville City Schools (ACS) and Buncombe County Schools (BCS)
YEAR	ACS	BCS	
2017-18	*	87.8%	Provide personalized graduation plans for all students aligned to their career and college planning.
2016-17	88%	88.3%	

INCREASE ACCESS TO HIGHER EDUCATION			Number of students enrolled in college level courses in grades 9-12
YEAR	ACS	BCS	
2017-18	*	4,229	Provide opportunities for students to enroll in college courses during high school.
2016-17	275	2,924	



EXPAND QUALITY EARLY CHILDHOOD PROGRAMS			Number of children enrolled in four- and five-star rated child care centers
YEAR	ACS	BCS	
2017		2018	Expand accessible, affordable, high-quality preschool for 3 and 4 year olds through a public-private partnership.
2,872		3,019	

INCREASE PARENT AND COMMUNITY INVOLVEMENT IN THE EDUCATIONAL SYSTEM			Volunteer hours contributed to Asheville City and Buncombe County school systems
YEAR	ACS	BCS	
2017-18	*	119,076	Provide a variety of opportunities for parents and families in areas such as academics, career and college planning, and parenting skills.
2016-17	44,689	141,459	

INCREASE THE PERCENTAGE OF CHILDREN READING AT GRADE LEVEL BY THE END OF 3RD GRADE			Percentage of children reading at grade level by the end of 3rd grade
YEAR	ACS	BCS	
2017-18	*	62.1%	Provide research-based, grade level reading instruction supported through high quality professional development and classroom coaching using a variety of digital and print resources. <i>In addition, a district literacy team has formed to develop a new pacing guide for state standards with benchmark accountability measures.</i>
2016-17	67.9%	59.3%	

\*Most recent data provided by Asheville City Schools is for the 2016-2017 year.



# HEALTHY LIVING

DECREASE INFANT MORTALITY RATE		Infant mortality rate in Buncombe County (deaths per 1,000 live births)
2016	2017	Promote preconception health and access to adequate prenatal care.
5.8	4.6	



INCREASE THE USE OF RECREATION FACILITIES, PROGRAMS, AND SERVICES		Number of adults participating in Buncombe County adult recreation activities and leagues
FY2017	FY2018	Use social media to promote recreation facilities, programs, and services.
285	364	

IMPROVE THE SAFETY OF PEDESTRIANS AND CYCLISTS			Number of traffic related pedestrian and cyclist injuries in Buncombe County
CRASHES	BICYCLE	PEDESTRIAN	
FY2018	28	101	Educate residents through the Watch For Me safety campaign.
FY2017	26	106*	
*National data indicates an increase in pedestrian crashes due to distracted pedestrians and drivers on mobile devices.			

INCREASE ACCESS TO MENTAL HEALTH AND SUBSTANCE ABUSE SERVICES		Number of Medicaid clients receiving mental health and substance abuse services
FY2017	FY2018	Coordinate with the Local Management Entity (LME) to strengthen mental health and substance abuse services.
11,578	12,210	

IMPROVE THE ABILITY OF PEOPLE WITH DIABETES TO BETTER SELF-MANAGE THEIR ILLNESS		Diabetes mortality rate in Buncombe County
2016	2017	Support the availability of diabetes prevention and management programs. <i>Leverage existing community partnerships in preventing diabetes by expanding access to programs in high needs communities, including access to information, moving more and eating better.</i>
18.4	18.1	

INCREASE ACCESS TO AFFORDABLE HEALTH INSURANCE		Percentage of uninsured adults between the ages of 19-64
2013	2016	Promote Affordable Care Act information and enrollment assistance.
20%	12.6%	



# AFFORDABLE, GREEN, AND LIVABLE HOUSING

## OBJECTIVES:

INDICATOR  
STRATEGY

SUPPORT QUALITY RENTAL DEVELOPMENTS THAT ARE REQUIRED TO REMAIN AFFORDABLE		Number of affordable rental units assisted with Buncombe County funding
FY2017	FY2018	Participate with the HOME Consortium Board to prioritize rental development.
70	70	
<i>254 total units assisted since FY2012</i>		


INCREASE FINANCIAL CAPABILITIES FOR PEOPLE TO INCREASE KNOWLEDGE, BUILD SAVINGS, AND IMPROVE CREDIT		Number of participants in financial education classes through OnTrack Financial
FY2017	FY2018	Provide money management, credit education, and counseling.
1,300	1,192	



EXPAND HOUSING REPAIR PROGRAMS		Amount of funding supporting emergency repair programs
FY2017	FY2018	Partner with organizations that complete emergency home repairs.
\$150,000	\$181,500	
<i>41 repairs resulting from 2018 funding</i>		

CONTINUE TO ENCOURAGE THE CONSTRUCTION OF GREEN BUILT NC CERTIFIED HOMES		Number of Green Built NC (Formerly Healthy Built) certified homes
FY2017	FY2018	Increase the amount of Buncombe County Affordable Housing Services Program application points awarded for Green Built NC certified units.
145	127	
<i>1,388 total homes certified since 2011</i>		

Provide housing assistance for affordable and workforce housing.



1,012

Number of units assisted through Buncombe County funding since 2012

Continue to fund the Buncombe County Affordable Housing Services Program.



# CITIZEN INVOLVEMENT

INCREASE VOTER REGISTRATION IN BUNCOMBE COUNTY		Number of registered voters
FY2017	FY2018	Conduct outreach to community groups, libraries, and high schools with registration drives.
190,300	199,908	

INCREASE THE USE OF LIBRARY PROGRAMS AND SERVICES		Number of Buncombe County residents attending library programs
FY2017	FY2018	Increase social media advertising of programs in each of the branch library areas.
121,812	121,712	

INCREASE THE USE OF THE BUNCOMBE COUNTY WEBSITE		Total page views on Buncombe County website
2017	2018	Include the web address on all print and online media, and keep web information current.
1,710,686	1,848,918	

INCREASE VOLUNTEERISM IN BUNCOMBE COUNTY		Number of volunteers through Asheville-Buncombe United Way Initiatives
FY2017	FY2018	Advertise volunteer opportunities online and through school and employer Resource Teams.
3,093*	3,500	
*Revised tracking in FY2017		

INCREASE THE NUMBER OF CITIZENS WILLING TO SERVE ON BUNCOMBE COUNTY BOARDS		Number of applications received for Boards
2017	2018	Create a virtual online academy to inform citizens about the County, service opportunities on boards and commissions, and how to volunteer.
53	113	

INCREASE THE USE OF SOCIAL MEDIA		Number of views of Buncombe County social media
FY2017	FY2018	
6,432	10,764	Invest advertising funds in social media marketing with strategic posts encouraging citizen involvement.
273,731	292,700	
5,486	6,406	





# EQUITY IN ACCESS

**INDICATOR**  
**STRATEGY**

## OBJECTIVES:

EXPAND ACCESS TO INFORMATION		Number of new videos produced and played on BCTV
FY2016	FY2017	Improve the quality of video and social media content, and publicize community events, resources and programs.
318	307	



EXPAND PROVISION OF PUBLIC TRANSPORTATION		Number of Mountain Mobility passenger trips
FY2017	FY2018	Promote Mountain Mobility services through presentations to communities and agencies and distribution of Trailbrazer brochures and flyers to existing and potential markets.
146,079*	131,689	
*Reduction in passenger trips is a result of the loss of volume from contract changes with N.E.M.T (Medicaid).		

IMPROVE ACCESS TO HEALTH CARE		Number of patients served through Western North Carolina Community Health Services
2016	2017	Promote medical care home model for integrated health care.
15,448	15,683	

CONTINUE OPPORTUNITIES THROUGH WHICH CITIZENS RECEIVE EDUCATION IN FOOD CHOICES, NUTRITION, AND FOOD SAFETY			Number of participants in Expanded Food and Nutrition Education Program (EFNEP) and Family & Consumer Science (FCS) classes
2016	2017	2018	Ensure the continuation of the EFNEP and FCS programs by coordinating with partners (HHS, WIC, and faith based organizations) to identify qualified participants.
6,329	6,632	5,779	

INCREASE THE NUMBER OF RECREATIONAL ACTIVITIES AVAILABLE IN THE COMMUNITY		Number of participants in Buncombe County Recreation Services activities, programs, or facilities
FY2017	FY2018	Plan new recreation programming in response to customer feedback and community trends.
882,119	1,222,956	

EXPAND THE PROVISION OF HEALTH AND HUMAN SERVICES IN COLLABORATION WITH COMMUNITY PARTNERS		Number of Buncombe County contracts with government entities, nonprofits, and the private sector to provide health and human services
FY2016	FY2017	Partner with a broad array of community organizations to deliver health and human services.
177	180	



# SAFE RESILIENT COMMUNITY

ENSURE PUBLIC SAFETY PERSONNEL ARE TRAINED AND PREPARED FOR EMERGENCIES		Number of training hours for public safety personnel through the Buncombe County Public Safety Training Center
2017	2018	Offer training each year that is focused on current issues and officer needs such as defensive tactics, taser use, firearms, active shooter, and driver training.
4,861	4,101	

OFFER ALTERNATIVES TO INCARCERATION, INCLUDING SPECIALIZED COURTS AND DIVERSION PROGRAMS		Number of alternatives to incarceration supported through Buncombe County
FY2017	FY2018	Partner with the courts, law enforcement, and local agencies to implement programming based on nationally recognized best practices.
13	13	

PROMOTE CRIME PREVENTION THROUGH SITE ASSESSMENTS FOR RESIDENCES AND BUSINESSES		Number of assessments made to improve safety and security of property and businesses
FY2016	FY2017	Continue to meet with the community using productive analytics including RMS to identify problem areas and offer safety assessment services.
15	*	

\*Most recent data provided is for FY2016.



ENSURE TIMELY EMERGENCY SERVICE RESPONSE		Average response time for Buncombe County Sheriff's Department emergency calls
FY2016	FY2017	Provide deputies with adequate training and equipment to efficiently answer calls and use Resource Management Systems (RMS) to predict and schedule staff for high volume call times.
9.38 min.*	9.55 min.	

\*Officers are spending more time at the scene on domestic and other priority calls, and less time for officer initiated calls (i.e. usually traffic stops that are logged as "0" response time).

ENGAGE THE COMMUNITY AS A PARTNER THROUGH COMMUNITY POLICING ACTIVITIES		Number of Community Oriented Problem Solving (COPS) teams community meetings
FY2016	FY2017	Use COPS teams to identify and problem solve in areas with increased crime.
14	14	

*61 total meetings since 2012*

ENCOURAGE THE LOCATION OF CRITICAL FACILITIES OUTSIDE HIGH HAZARD AREAS		Critical facilities newly permitted to be located in the 100-year floodplain
2017	2018	Require a pre-application meeting for critical facilities locating in the 100-year floodplain to explain risks and requirements.
0	0	





# CONSERVATION & RESTORATION OF NATURAL RESOURCES

INDICATOR

STRATEGY

## OBJECTIVES:

CONSERVE AND PROTECT WATER RESOURCES		Linear feet of streams restored by the Soil & Water Conservation District (SWCD) and partners
FY2017	FY2018	Utilize state programs (e.g. NC Agricultural Cost Share Program (NCACSP), Community Conservation Assistance Program, and Natural Resources Conservation Service programs) to restore stream banks and riparian areas.
3,465	3,900	
<i>12,378 total linear feet since FY2011</i>		

PROTECT ECOLOGICAL SYSTEMS AND WILDLIFE		Acres of plans by SWCD and the USDA Natural Resources Conservation Service (NRCS) with wildlife habitat improvement
FY2017	FY2018	Partner with the NRCS to write plans for private lands that contain provisions for wildlife habitat improvement.
127.01	114.6	

PROMOTE ENERGY CONSERVATION		Energy intensity measurement (kBtu/sf) for Buncombe County facilities
FY2017	FY2018	Execute commodity-saving initiatives through the existing Buncombe County portfolio to promote the conservation of energy.
53.89	49.73	



ENCOURAGE SUSTAINABLE LAND USE		Number of acres of conservation plans by SWCD and NRCS
FY2017	FY2018	Maximize the tools available through the NC Conservation Partnership to write and implement conservation plans on rural lands in the County.
434	708.7	
<i>7,565 total acres since FY2012</i>		

EDUCATE THE PUBLIC IN REDUCING THEIR ENVIRONMENTAL FOOTPRINT			Number and reach of environmental education programs by SWCD
	FY2017	FY2018	Utilize existing state and local environmental education programs (e.g. NC Envirothon, Food Land & People, Conservation Contests, Environmental Education Field Days) and other activities/programs outlined in the District's Annual Plan of Work.
PROGRAMS	205	218	
POPULATION REACHED	76,605	83,218	
<i>393,445 total reached since 2012</i>			



# POLLUTION AND WASTE PREVENTION

IMPROVE AIR QUALITY		Current Design Value for Ozone in the County
2016	2017	Partner with local, regional, and state agencies to facilitate air quality improvements.
63 ppb	62 ppb	

IMPROVE WATER QUALITY		Number of NC Agricultural Cost Share Program projects
FY2017	FY2018	Work with citizens who have NC Agricultural Cost Share Program contracts to provide services to expedite installation of projects.
6	8	
<i>56 total projects since FY2012.</i>		



REDUCE THE USE OF HARMFUL CHEMICALS		Number trained in Integrated Pest Management (IPM) by Cooperative Extension
2017	2018	Pursue additional funding for Integrated Pest Management education.
9,930	12,182	
<i>64,827 total trained since 2012</i>		

REDUCE BUNCOMBE COUNTY GOVERNMENT'S CARBON FOOTPRINT		Metric tons of CO <sub>2</sub> e (carbon dioxide equivalents)
FY2017	FY2018	Implement low cost/no cost facility conservation measures and capital improvement projects to reduce carbon emissions.
14,025	14,147.14	

MANAGE WASTE - REDUCE, REUSE, RECYCLE			Amount of recycled goods (household, commercial, household hazardous waste, special waste) in Tons
	FY2017	FY2018	
HOME HAZARD. WASTE	60	60	Educate the public about their options to recycle through website, brochures, quarterly newspaper inserts, tours of the landfill facility, school education, and media outlets.
WHITE GOODS	450	283.82	
TIRES	2,733	2,724	
USED OIL & FILTERS	23.64	38.39	
ANTIFREEZE	2.9	1.9	
LEAD BATTERIES	1.7	0.69	
ELECTRONICS	157.41	99.63	
USED COOKING OIL	1.18	1.18	
RECYCLING	7,006	8,184	
CARDBOARD	2,591	1,449.82	
<i>47,303.66 tons since FY2012</i>			



# ACCESSIBLE AND EFFICIENT TRANSPORTATION NETWORK

## OBJECTIVES:

INDICATOR  
STRATEGY

REDUCE THE RATE OF INCREASE OF ANNUAL VEHICLE MILES TRAVELLED (VMT)		Percent change in VMT within Buncombe County
2016	2017	Promote awareness and use of Park-and-Ride lots.
6.32%	4.33%*	
*Estimate until final numbers released. The NCDOT suggests that low gas prices and an improved economy are factors in the increase.		



INCREASE COMMUTING CHOICES		Number of Facebook followers on Go Mountain Commuting website
FY2017	FY2018	Partner with the regional Transportation Management Demand Program to increase participation in commuting options like carpools, vanpools and transit.
622	602	

INCREASE FIXED ROUTE PUBLIC TRANSPORTATION RIDERSHIP		Annual passenger trips provided by Asheville Redefines Transit (ART)
FY2017	FY2018	Conduct collaborative outreach efforts with the City of Asheville's ART fixed route system.
2,135,775	1,967,116	

EXTEND GREENWAYS FOR PEDESTRIANS AND CYCLISTS		Miles of greenways added throughout Buncombe County and all municipalities
2017	2018	Work with the North Carolina Department of Transportation (NCDOT) to integrate multi-use paths into highway construction and road upgrade projects.
0.5	0	
14 total miles of greenways. 101.5 miles of proposed future greenways		

ENCOURAGE LAND DEVELOPMENT CONNECTED TO EXISTING TRANSPORTATION CORRIDORS			Percent of County households within 1/4 mile of transportation options (Greenways, bus stops, Mountain Mobility Trailblazer route, and sidewalks)
	2017	2018	Promote the Community Oriented Development option under the County's Zoning Ordinance that allows density bonuses for affordable housing along existing transportation corridors.
COA	96%	96%	
BC	26%	25%	



# THRIVING LOCAL FOOD SYSTEMS

PROMOTE FARMLAND PRESERVATION IN ORDER TO DECREASE LOSS OF AGRICULTURAL LAND		Acres added in land protection programs (Voluntary Agricultural District program (VAD), Enhanced Voluntary Agricultural District program (EVAD), conservation easements)
FY2017	FY2018	Increase public awareness of the need to conserve local farmlands and the availability of local and state programs (e.g. the Voluntary Agricultural District (VAD), Enhanced Voluntary Agricultural District (EVAD), and conservation easements).
469	158.66	
4,035.66 total acres protected since FY2012		



PROMOTE SUSTAINABLE AGRICULTURAL PRODUCTION AND COMMUNITY GARDENING		Number of citizens who obtained knowledge or developed new skills in farming, gardening, agritourism, farm marketing and related areas as a result of Cooperative Extension training and information
2017	2018	Maintain training programs in agricultural production and community gardening disciplines (e.g. farming, gardening, agritourism, farm marketing, and related areas).
175,213	172,015	

INCREASE DEMAND FOR LOCALLY PRODUCED FOODS		Number of local outlets (restaurants, retail, tailgate markets, community supported agriculture (CSA) programs, and other outlets)
2017	2018	Expand the Health & Human Services Pop-Up Markets to provide local and healthy food at four additional community sites.
277	94	

*Data indicates the demand for local food and vendors has increased, while the number of outlets has decreased.*



**21**

CSA'S



**18**

TAILGATE  
MARKETS



**30**

ROADSIDE  
STANDS



**17**

U-PICK  
FARMS



**16**

RETAIL  
GROCERIES



**103**

RESTAURANTS



**76**

OTHER  
OUTLET

=

**281**

Number  
of local  
outlets



# ROBUST LOCAL ECONOMY

## OBJECTIVES:

INDICATOR  
STRATEGY

INCREASE THE NUMBER OF NEW JOBS IN BUNCOMBE COUNTY		Number of new jobs announced through the Chamber of Commerce
FY2017	FY2018	Promote Asheville-Buncombe as a centralized hub for entrepreneurship to efficiently connect entrepreneurs, talent, and investors to one another, and to startup resources.
566	178	
<i>1,928 total new jobs announced since 2012</i>		

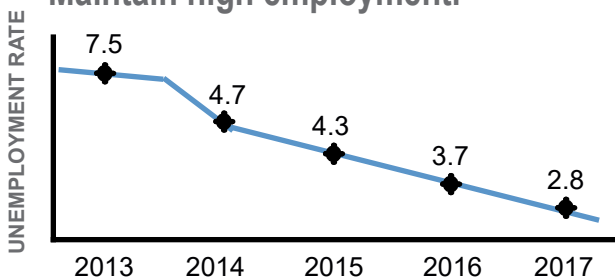
INCREASE THE NUMBER OF NEW JOBS WITH EARNINGS ABOVE \$50K		Number of new jobs with earnings above \$50k announced through the Chamber of Commerce
FY2017	FY2018	Promote Asheville-Buncombe's new target industries and explore targeted niche opportunities such as Micro-electromechanical systems (MEMS).
264	46	



RECRUIT NEW BUSINESS		Number of new businesses successfully recruited by the Chamber of Commerce
FY2017	FY2018	Target high growth and Inc. 5000 firms from major East Coast markets where there are existing business ties to Asheville for expansion/relocation into Asheville-Buncombe County.
0	1	
<i>9 total businesses recruited since 2012</i>		

SUPPORT THE EXPANSION OF EXISTING BUSINESSES		Number of expansions of existing businesses reported by the Chamber of Commerce
FY2017	FY2018	Work with partners to ensure real estate options, infrastructure, and other attraction components that meet the needs of current and prospective employers, and evaluate gaps with respect to the needs of target and expanding industries.
2	1	
<i>923 total jobs created through expansion since 2013</i>		

### Maintain high employment.



Unemployment rate in Buncombe County

Host the Annual Homecoming Career Fair, the region's largest career fair connecting employers with job seekers.



# RESPONSIVE WORKFORCE DEVELOPMENT

INCREASE THE NUMBER OF SPECIALIZED TRAINING COURSES OFFERED FOR BUSINESSES IN BUNCOMBE COUNTY		Number of specialized training courses offered for businesses by Asheville-Buncombe Technical Community College Economic and Workforce Development/Continuing Education Program
FY2017	FY2018	Increase the number of state funded Customized Training Program (CTP) projects as businesses locate or expand in Buncombe County through local economic development efforts.
161	181	
<i>770 total courses since FY2012</i>		

PROVIDE JOB APPLICANT ASSESSMENT AND JOB TRAINING THAT FITS ANTICIPATED AND CURRENT JOB SKILLS DEMAND		Number of NC Career Readiness Certifications in Buncombe County
2018		Achieve Work Ready Community status.
1,514		
<i>7,316 certifications since January 2012. *2018 data covers a 15 month period from 10/1/17 to 12/30/2018</i>		

INCREASE THE NUMBER OF COMPANIES PARTICIPATING IN TRAINING AND/OR SERVICES FOR JOB CREATION OR ADVANCEMENT		Number of companies participating in training and/or services through A-B Tech Economic and Workforce Development/Continuing Education Program
FY2017	FY2018	Connect Economic & Workforce Development (EWD) staff with local businesses and industry to analyze training needs and provide specialized training events.
74	105	
<i>450 total companies participating since FY2012</i>		



# CONCLUSION

Buncombe County's Sustainability Plan is now in its eighth year of implementation. Through the Plan's twelve goals, 60 objectives, and 60 indicators, there has been continued commitment from County partners and staff to retain the Plan's significance relative to daily decision making. With the structured approach for implementation, and the measurable components that has become the highlighted feature of the annual report, progress areas and those areas that need improvement can be identified.

The earliest accomplishment of community stakeholders who convened to draft the Sustainability Plan was their agreement on the following vision statement:

*Buncombe County is a leader in sustainable practices through the collaboration of citizens, institutions, businesses, and government. We promote a sense of community through public engagement. We celebrate a healthy, safe, well-educated, and thriving community with a sustainable quality of life. We are stewards of the environment who advocate the conservation, preservation, and restoration of resources. We are part of a community and environmentally-conscious economy that is stable and diverse. We have a strong sense of place, and continue to work to preserve our distinct landscape and culture. We are committed to continually improving our community for the betterment of future generations.*

The vision statement is as relevant today as it was in 2012, and serves as a reminder of the importance of having high ideals and striving to make positive change, collectively. Efforts to continue to consider our actions today with tomorrow in mind will be part of our legacy: a vibrant community, healthy environment, and strong economy.

## SOURCES:

Appalachian Sustainable Agriculture Program

Asheville Area Chamber of Commerce

Asheville-Buncombe Technical Community College

Asheville City Schools

Buncombe County Government

Buncombe County Health & Human Services

Buncombe County Schools

Buncombe Partnership for Children

City of Asheville

French Broad River Metropolitan Planning Organization

Land-of-Sky Regional Council

Mountain Area Health Education Center

North Carolina Community Health Improvement Process

North Carolina Cooperative Extension

North Carolina Department of Public Instruction

North Carolina Department of Transportation

North Carolina State Center for Health Statistics

OnTrack Financial Education & Counseling

Soil and Water Conservation District


USDA - Natural Resources Conservation Service

United States Probation Office

Western North Carolina Air Quality

Western North Carolina Green Building Council





**SUSTAINABILITY PLAN  
2019 ANNUAL REPORT  
FOR BUNCOMBE COUNTY**

Download this report online:  
[buncombecounty.org/Sustainability](http://buncombecounty.org/Sustainability)  
Buncombe County Planning Department