

BUNCOMBE COUNTY SCHOOLS CAPITAL COMMISSION REQUESTS

September 8, 2016



BUNCOMBE COUNTY SCHOOLS: A SNAPSHOT

- 13th largest school system (out of 115) in North Carolina based on student enrollment.
- Buncombe County Schools has approximately 24,700 students and 3,700 employees.
- Our school system ranks as the second largest employer in Buncombe County.
- Buncombe County Schools consists of 43 schools: 23 Elementary, 4 Intermediate, 7 Middle, 6 Regular High Schools, 1 Alternative High School, 1 Early College and a Science, Technology, Engineering and Mathematics (STEM) High School.
- Our school system is also home to a Progressive Education Program for students with special needs.
- More than 52% of Buncombe County Schools students receive free or reduced price lunch.
- Over 50 languages are spoken in homes of Buncombe County Schools Students.

CAPITAL IMPROVEMENT PLAN

Annual Capital Outlay Record Database (CORD Process)

- Compile List of Capital Requests from Schools and Prioritize Projects
- Designate Article 40/42 Funds for Approved Projects
- Refer Large Projects to Article 39 Funding Based on Available Funding and Long-Range Plan

Article 40/42 Funding vs CORD Project Cost (5 Year Average)

Number of Projects

- Requested= 690
- Funded= 201

Cost of Projects (5 Year Average)

- Requested= \$46,817,840
- Funded= \$9,753,708

CAPITAL IMPROVEMENT CRITERIA

(Highest to Lowest per Board Policy #9030 Facility Construction)

1. Facilities which contain progressively deteriorating conditions which, if not corrected, could prevent future use of the structure or result in **safety concerns**.
2. Facilities which do not provide for **accessibility** for all students and staff including those with disabilities.
3. Immediate facility needs created by the loss of leased/rental space or **catastrophic event** requiring replacement or relocation of an existing facility.
4. Facilities which are **overcrowded** to the extent that regular classrooms or basic courses must be housed in single/double-wide trailers or other comparable substandard space which negatively affect the instructional program (if the option of floating teachers has been utilized at middle or secondary schools).
5. Facilities in which necessary specialized **areas are lacking or extremely inadequate** to accommodate the educational program supported and funded by the Board of Education and/or the County Commissioners.
6. Pupil population membership and projections clearly indicate that a school population is consistently overcapacity, has been **overcapacity** for several years or will be overcapacity in the near future and is reasonably expected to continue to be overcapacity, necessitating construction of new facilities for regular classrooms, support areas or Board funded programs in order to **equitably meet the educational requirements** or needs of the student population.

CAPITAL IMPROVEMENT CRITERIA continued

7. Older facilities that require excessive maintenance or operational cost for continued operation and/or are unable to accommodate current educational requirements.
8. Facilities which lack the space necessary to implement the countywide grade organizational pattern.
9. Permanent facilities which lack adequate space to house non-basic classes or support services to the extent that they are housed in single/double-wide trailers or other comparable substandard space.
10. Facilities where it is recognized that maximum enrollment for the facility and/or site has been exceeded, resulting in possible problems related to health, safety, or educational program delivery.
11. Athletic facilities. Note that facilities regularly utilized for scheduled physical educational shall be considered a component of the basic course of study and are higher priority. Athletic facilities, funded by the Board of Educational or by community groups such as booster clubs, PTO etc., and accepted by the Board shall be maintained according to reasonable safety, accessibility, sanitary , building code and structural standards that apply to other Board assets.
12. Other considerations.

10-YEAR HISTORICAL PERSPECTIVE

Examples of Past Projects using Article 39 Funds

- Debt Service
- Roofing Projects
- ADA Improvements
- Athletic Improvements – Replacements/Renovations
- Enka Intermediate Land Purchase
- Intermediate School Construction
- System Warehouse
- Office Addition – Weaverville Primary

FACILITY HIGHLIGHTS

- Composed of 43 Campuses
- 1,310 Acres of Property
- 9,288,000 Square Ft. of Paved Roads & Parking
- 4,644,147 Square Ft. of Buildings
- 4,450,000 Square Ft. of Roofs
- Buildings range from 1920's to current

AGES OF SCHOOLS

Buncombe County School	Year Built	Age as of 2016
Enka Intermediate	2016	0
Discovery Academy	2013	3
CT Koontz Intermediate	2012	4
JP Eblen	2012	4
North Windy Ridge Intermediate	2003	13
Cane Creek Middle School	1998	18
Hominy Valley Elementary	1998	18
Avery Creek Elementary	1994	22
Black Mountain Elementary	1994	22
North Buncombe Elementary	1989	27
Sand Hill-Venable Elementary	1989	27
Valley Springs Middle School	1989	27
Charles D. Owen High School	1988	28
Fairview Elementary	1988	28
Enka High School	1987	29
North Buncombe High School	1987	29
West Buncombe Elementary	1983	33
Black Mountain Primary	1981	35
William W. Estes Elementary	1980	36
W. D. Williams Elementary	1979	37
Haw Creek Elementary	1977	39

Buncombe County School	Year Built	Age as of 2016
Clyde A. Erwin High School	1976	40
A. C. Reynolds High School	1975	41
Glen Arden Elementary	1971	45
Weaverville Elementary	1964	52
T.C. Roberson High School	1962	54
Charles C. Bell Elementary	1960	56
Johnston Elementary	1960	56
Weaverville Primary	1957	59
A.C. Reynolds Middle School	1955	61
Charles D. Owen Middle School	1955	61
Clyde A. Erwin Middle School	1955	61
Enka Middle School	1955	61
North Buncombe Middle School	1954	62
Candler Elementary	1951	65
Pisgah Elementary	1951	65
Leicester Elementary	1939	77
Emma Elementary	1936	80
Barnardsville Elementary	1927	89
Community High School	1926	90
Woodfin Elementary	1924	92
Oakley Elementary	1920	96

LIFE CYCLE OF INFRASTRUCTURE ASSETS

- 43 Building Automation Systems/15-year life expectancy/\$716,000 per year
- 50 Domestic Water Boilers/12-year life expectancy/\$125,000 per year
- 17 Wooden Gym Floors/50-year life expectancy/\$68,000 per year
- 27 Synthetic Gym Floors/20-year life expectancy/\$47,000 per year
- 8 Poured Gym Floors/20-year life expectancy/\$40,000 per year
- 9,288,000 Square Ft. of Paving/20-year life expectancy/\$1.29 million per year
- 1,752,500 Square Ft. of Carpet/20-year life expectancy/\$525,000 per year
- 2,313,485 Square Ft. of Resilient Floor Tile/30-year life expectancy/\$193,000 per year

LIFE CYCLE OF INFRASTRUCTURE ASSETS

- 50 Chillers/20-year life expectancy/\$500,000 per year
- 90 Boilers/25-year life expectancy/\$180,000 per year
- 43 Fire Alarm Systems/15-year life expectancy/\$645,000 per year
- 61 Electrical Switch Gears/40-year life expectancy/\$152,000 per year
- 13 Emergency Generators/25-year life expectancy/\$31,000 per year
- 28 Elevators/20-year elevator controls life expectancy/\$233,000 per year
- 20 Handicap Lifts/30-year life expectancy/\$20,000 per year

LIFE CYCLE COST EXAMPLE: ROOFING

- 4,450,000 square feet of roof area system-wide at 43 campuses.
- \$80,000,000 asset value at \$18/square foot.
- 25-year average roof life span.
- \$3,204,000 yearly expenditure to maintain asset with replacement roofs.
- \$162,000 recurring maintenance and repair costs for roofs beyond warranty and prior to replacement.
- **\$3,402,000 recurring yearly cost to maintain, repair and replace Buncombe County Schools' system-wide roof assets.**

5-YEAR CAPITAL IMPROVEMENT PLAN

PROJECT TYPE	DESCRIPTION	COST
Reinstatement of FY 14 Grouped Project Funds that were used to Forward fund Critical Projects that needed to be addressed over summer	Reinstate the funds from FY 14 Phased Grouped Projects that were assigned in June 2016 to fund the T.C. Chiller, Enka Intermediate, ADA Foods Labs. ADA Greenhouses, NBHS Gym Bleachers.	\$3,900,000
Community High School: Seed Funding Construction Funding	Seed funding for design, CMAR, modular relocation and daycare work. \$12 million total project cost for additions and renovations to Community High School. Completion: Fall 2019.	\$2,000,000 \$10,000,000
Roofing	Phased reroofing and repairs at 18 campuses.	\$23,290,000
ADA	Phased improvements to meet accessibility county-wide.	\$4,280,000
Phased Renovations & Replacements	Includes replacements and repairs of boilers, chillers, rooftop equipment, fire alarms, electrical switchgear, energy management and elevator controls, and turf and track replacements.	\$26,895,000
Paving	Phased repaving of drives and parking	\$5,100,000
	TOTAL	\$75,465,000

YEAR 1 (2016-2017) REQUESTS

PROJECT TYPE	DESCRIPTION	COST
Reinstatement of FY 14 Grouped Project Funds that were used to Forward fund Critical Projects that needed to be addressed over summer	Reinstate the funds from FY 14 Phased Grouped Projects that were assigned in June 2016 to fund the T.C. Chiller, Enka Intermediate, ADA Foods Labs. ADA Greenhouses, NBHS Gym Bleachers.	\$3,900,000
Community High School: Seed Funding Construction Funding	Seed funding for design, CMAR, modular relocation and daycare work. \$12 million total project cost for additions and renovations to Community High School. Completion: Fall 2019.	\$2,000,000 \$10,000,000
Roofing	Phased reroofing and repairs at 5 campuses.	\$6,308,000
ADA	Phased improvements to 6 high schools to meet accessibility codes.	\$2,140,000
Phased Renovations & Replacements	Includes replacements and repairs of boilers, chillers, rooftop equipment, paving, fire alarms, electrical switchgear, energy management and elevator controls, and turf and track replacements.	\$3,500,000
	TOTAL	\$27,848,000

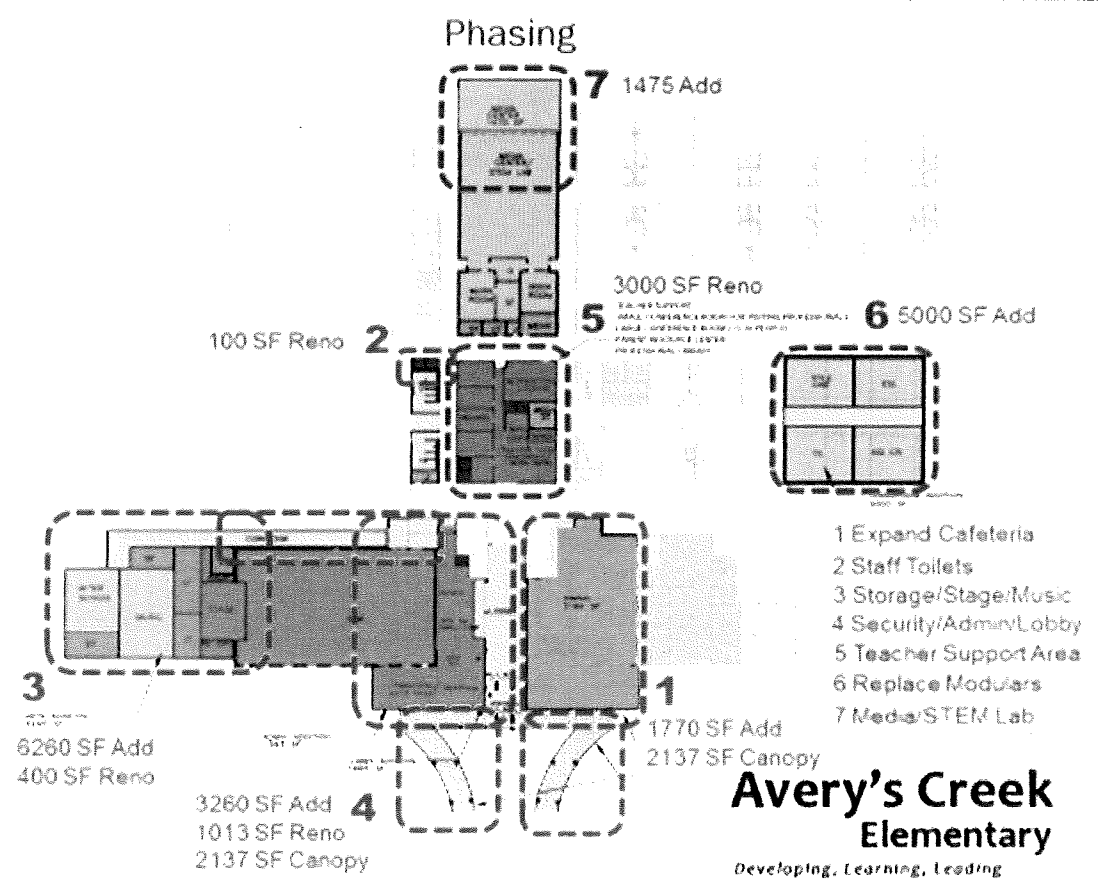
END PRESENTATION
BUNCOMBE COUNTY SCHOOLS
CAPITAL COMMISSION REQUESTS
September 8, 2016

Appendices:

- Avery's Creek Elem. Additions & Renovations
- North Buncombe Elem. Additions & Renovations
- North Buncombe Middle Additions & Renovations
- DPI Projected ADMs
- Buncombe County Schools Membership Projections with Capacities
- 2016 Modular Report

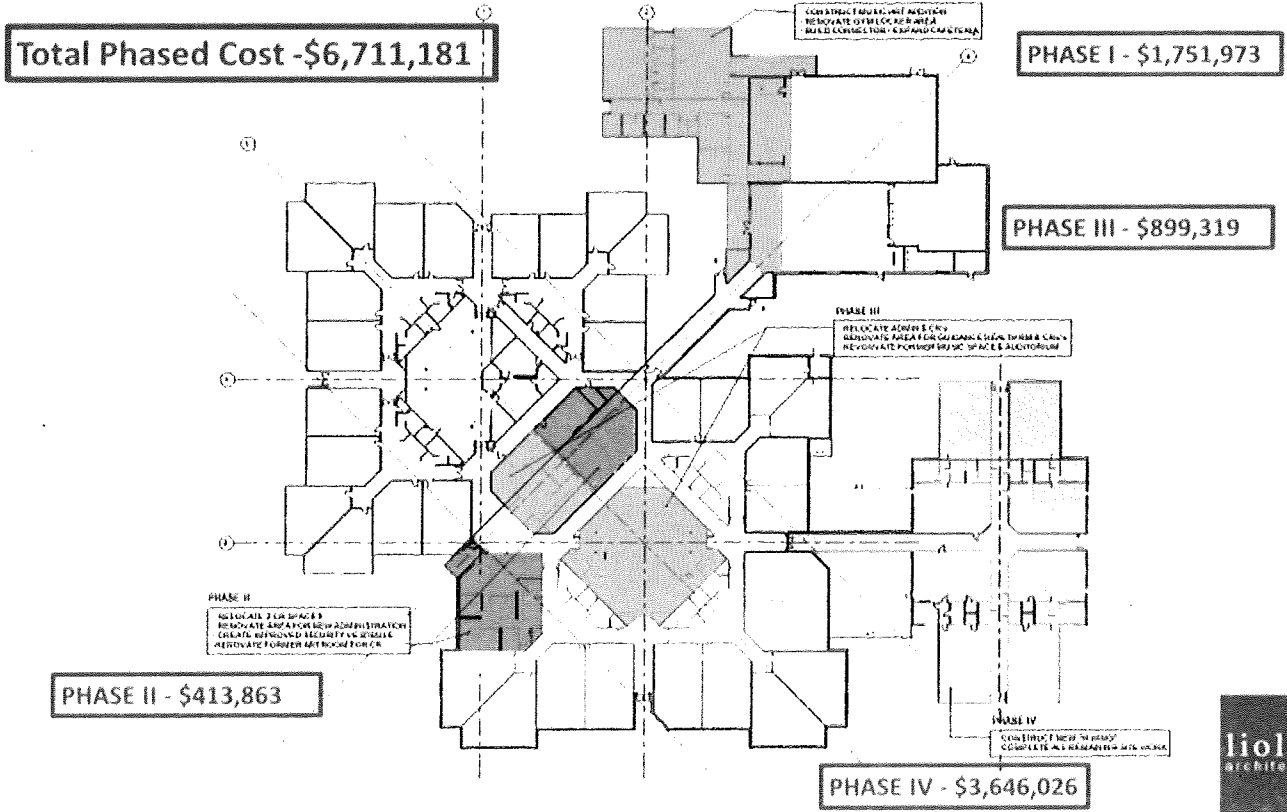
AVERY'S CREEK ELEM. ADDITIONS & RENOVATIONS

100 SF Reno 2
 3000 SF Reno 5
 6260 SF Add 400 SF Reno 3
 3260 SF Add 1013 SF Reno 2137 SF Canopy 4
 1770 SF Add 2137 SF Canopy 1
 1475 Add 7
 5000 SF Add 6



NORTH BUNCOMBE ELEM. ADDITIONS & RENOVATIONS















PROPOSED PHASING



NORTH BUNCOMBE MIDDLE ADDITIONS & RENOVATIONS

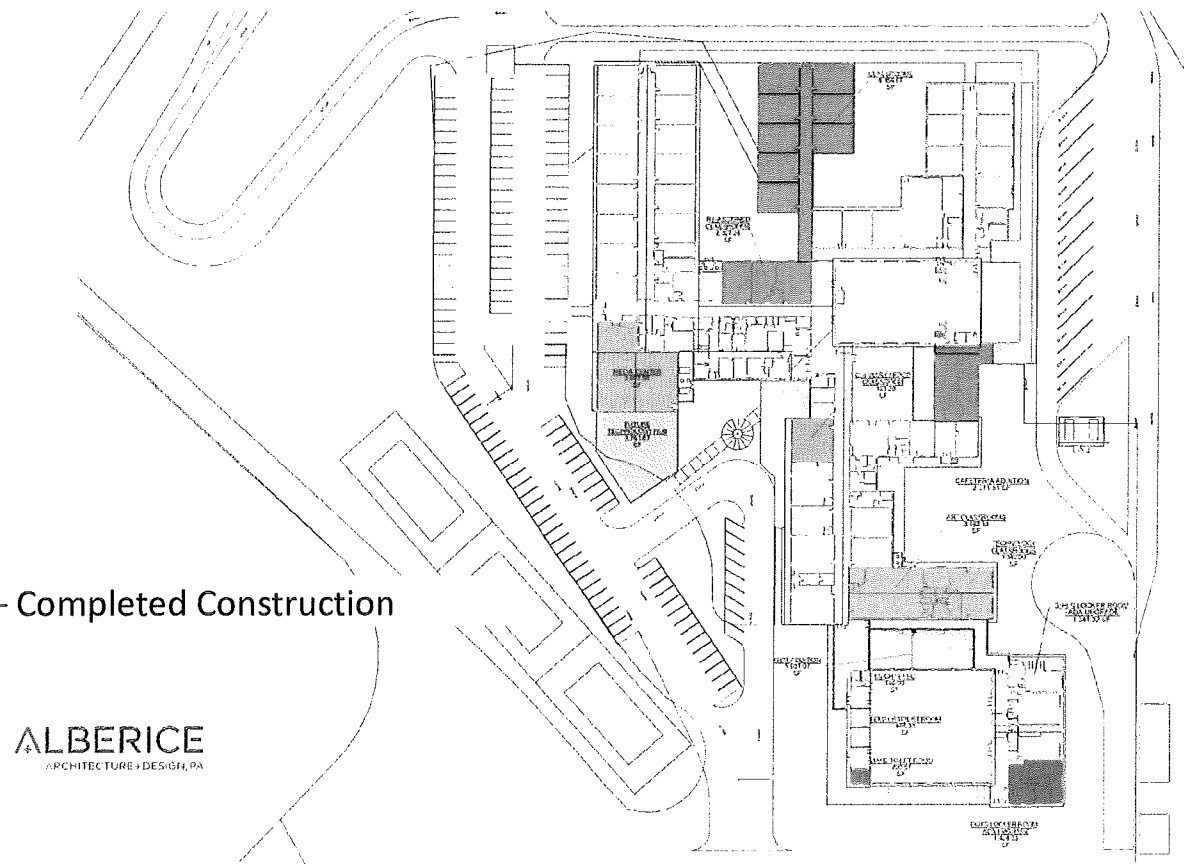
Area Schedule - All Phases					
Name	Area	Phase	Construction Type	Cost per Square Foot	Cost
1					
NEW DRIVEWAY AND PARKING	76,192.85 SF	1	New Construction	4.83	640,018
TEMPORARY BUS PARKING	24,774.87 SF	1	New Construction	4.83	298,107
2					
100,967.72 SF					648,126
2					
CULINARY / FOOD CLASSROOM	1,123.28 SF	2	Renovation	50.00	56,164
RE-ASSIGNED CLASSROOMS	2,227.26 SF	2	Renovation	50.00	111,363
ART CLASSROOMS	4,183.33 SF	2	Renovation	100.00	318,334
TECHNOLOGY CLASSROOMS	1,340.00 SF	2	Renovation	100.00	134,000
GYM ADDITION	5,651.07 SF	2	New Construction	175.00	987,937
GIRLS LOCKER ROOM - ADA UPGRADE	1,641.32 SF	2	Renovation	123.00	201,964
BOYS LOCKER ROOM - ADA UPGRADE	1,324.39 SF	2	Renovation	125.00	165,549
FEMALE TOILET ROOM	485.33 SF	2	Renovation	175.00	84,933
MECH / ELEC	198.00 SF	2	Renovation	125.00	24,750
MALE TOILET ROOM	289.07 SF	2	Renovation	125.00	36,134
3					
18,974.81 SF					2,556,773
3					
MEDIA CENTER	3,697.59 SF	3	Renovation	160.00	591,614
CLASSROOMS	8,856.07 SF	3	New Construction	175.00	1,549,812
CAFETERIA ADDITION	2,371.51 SF	3	New Construction	175.00	414,914
NEW BUS PARKING	38,576.37 SF	3	New Construction	9.43	362,853
4					
22,600.54 SF					2,538,119
4					
FUTURE TECHNOLOGY HUB	3,781.67 SF	4	New Construction	200.00	756,334
4 1	3,781.67 SF				756,334
Grand Total	174,524.15 SF				6,107,302

Area Allocation

-  ART CLASSROOMS
-  BOYS LOCKER ROOM - ADA UPGRADE
-  CAFETERIA ADDITION
-  CLASSROOMS
-  CULINARY / FOOD CLASSROOM
-  FEMALE TOILET ROOM
-  FUTURE TECHNOLOGY HUB
-  GIRLS LOCKER ROOM - ADA UPGRADE
-  GYM ADDITION
-  MALE TOILET ROOM
-  MECH / ELEC
-  MEDIA CENTER
-  RE-ASSIGNED CLASSROOMS
-  TECHNOLOGY CLASSROOMS

All Phases – Completed Construction

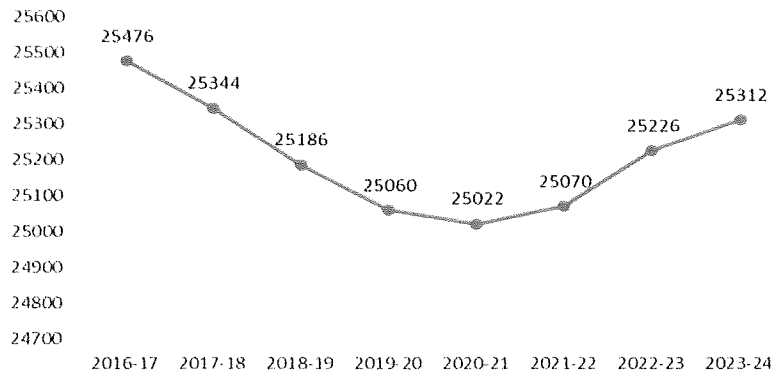
ALBERICE
ARCHITECTURE + DESIGN, PA



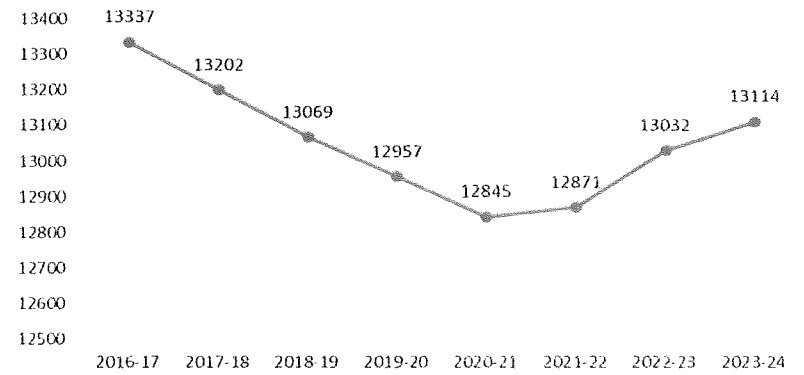
DPI PROJECTED ADMs

THROUGH SCHOOL YEAR 2023-2024 (BUNCOMBE & SURROUNDING COUNTIES)

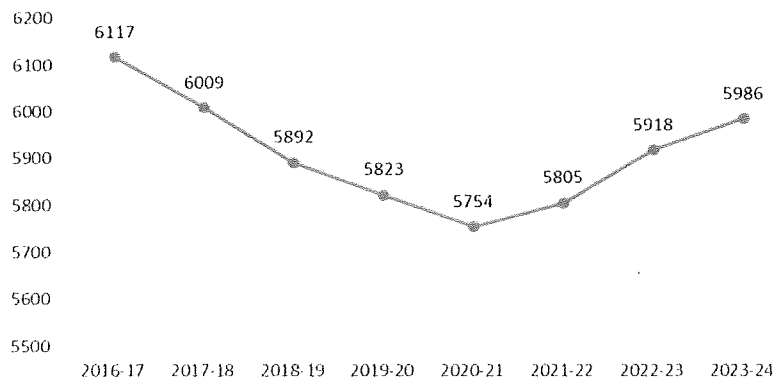
Buncombe



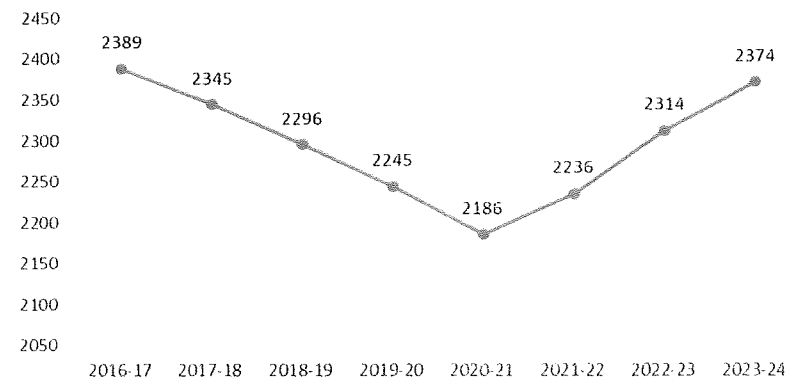
Henderson



McDowell



Madison



BUNCOMBE COUNTY SCHOOLS MEMBERSHIP PROJECTIONS WITH CAPACITIES

District		2014-16	2015-16	2016-17	2017-18	2018-19	2019-20	Functional Capacity	Theoretic. Common Core Cap.	Core Capacity		CR Short-fall	Modular CR	Utilization Rate %
		Current	Projected	Projected	Projected	Projected	Projected			Cap	Medla			
A C Reynolds														
C C Bell	Elem	303	288	306	312	312	309	335	471	416	648		2	90
Farmew	Elem	689	763	676	658	653	642	736	835	1053	808		5	95
Haw Creek	Elem	399	408	398	407	407	408	481	628	751	979		3	83
Oakley	Elem	488	470	474	481	488	486	544	722	833	684		1	86
A C Reynolds	Middle	554	566	553	549	559	572	670	748	984	1018		2	83
Cane Creek	Middle	657	639	546	550	565	570	790	826	1213	909		2	83
A C Reynolds	High	1,348	1,403	1,346	1,323	1,284	1,244	1445	1660	1740	1325		0	93
C A Erwin														
Emma	Elem	428	450	436	436	431	424	482	566	708	822		2	89
Johnston	Elem	319	340	348	358	380	362	351	435	457	478		3	91
Leicester	Elem	477	494	490	479	485	480	544	644	791	754		4	88
West Buncombe	Elem	617	638	632	634	637	648	575	799	712	1099	-2	8	107
Woodfin	Elem	147	149	152	150	149	155	167	261	640	514		2	88
Ebten	IS	730	684	745	706	797	804	940	1050	858	857		0	78
C A Erwin	Middle	630	618	752	704	767	820	904	1139	667	1017		9	92
C A Erwin	High	1,323	1,355	1,396	1,431	1,385	1,313	1505	1525	1840	1363		0	88
C D Owen														
Black Mountain	Prim	447	431	420	426	436	446	577	703	756	1035		3	77
Black Mountain	Elem	212	208	211	203	184	183	206	374	309	419		0	72
W D Williams	Elem	443	470	474	488	477	492	577	675	824	810		1	77
C D Owen	Middle	584	542	527	510	536	528	680	764	827	753		1	86
C D Owen	High	760	778	760	740	705	678	1005	1090	1310	1203		0	78
Enka														
Candler	Elem	576	543	604	629	651	657	623	675	1107	1046		3	92
Horniny Valley	Elem	482	507	516	535	547	562	612	670	858	825		0	79
Pisgah	Elem	237	243	253	244	244	242	199	246	488	353	-2	2	119
Sand Hill/Venable	Elem	726	726	779	787	794	807	820	846	922	910		0	89
Enka	Middle	978	1,010	1,040	1,031	1,033	1,047	1018	1190	1264	1087		6	96
Enka	High	1,227	1,206	1,179	1,152	1,147	1,129	1305	1325	1930	1790		0	94
North Buncombe														
Barnardsville	Elem	153	159	156	144	146	150	178	267	385	344		1	86
Weaverville	Prim	223	226	226	234	242	248	219	303	571	825	-1	5	102
Weaverville	Elem	375	379	379	351	348	351	408	518	651	747		1	92
North Buncombe	Elem	666	685	670	675	667	670	533	690	764	951	-6	9	125
North Windy Ridge	IS	577	584	588	521	528	584	722	826	855	825		0	80
North Buncombe	Middle	604	621	574	561	585	616	452	688	993	910	-6	10	134
North Buncombe	High	1,111	1,031	1,010	1,031	1,077	1,110	1155	1255	2782	1331		0	96
T C Roberson														
Avary's Creek	Elem	641	704	745	785	802	813	571	686	794	864	-3	4	112
Glen Arden	Elem	476	492	498	502	503	507	554	580	831	848		11	86
W W Estes	Elem	730	757	791	827	852	853	825	956	714	1100		9	88
Koontz	IS	663	715	735	723	772	841	930	1050	858	857		0	73
Cane Creek	Middle	667	639	546	550	585	570	799	826	1213	909		2	83
Valley Springs	Middle	670	677	684	632	640	693	1032	1244	1093	1264		0	65
T C Roberson	High	1,587	1,677	1,732	1,705	1,716	1,858	1725	1825	2257	1323		7	92
County Wide *														
Community High	High	119	150	150	150	150	150	205	205				4	
PEP	E/MH	182	145	145	145	145	145	145	145				0	
Early College		266	260	260	260	260	260	260	260				0	
Middle College		74	72	72	72	72	72	72	72				0	
Discovery Acad	High	100	200	300	400	400	400	400						
Grand Totals:		26,044	26,392	26,469	26,430	26,636	26,743	28,167	32,426				-19	122

Membership Key



Within 25 of
Functional Capacity



< Theoretical but
> Functional Capacity



> Theoretical
Capacity



BUNCOMBE COUNTY PUBLIC SCHOOLS
MAINTENANCE DEPARTMENT
 175 BINGHAM RD., ASHEVILLE, NC 28806
 TELEPHONE (828) 232-4244
 FAX (828) 232-4249

May 4, 2016

Memorandum

To: Mr. Clark Wyatt – Interim Director
 Maintenance

From: Belvin Hall – Interim Associate Director
 Maintenance

Subject: Modular Classroom Locations

I have completed a physical survey of location of modular classroom units during the month of April 2016. This report updates unit locations, any new units purchased by the BOE and relocations of units occurring this year. This survey is presented by school/location. For the purpose of this report, the following abbreviations will be used: single wide (SW), doublewide one classroom (DW), double-doublewide two classroom (DDW), modular/4 rooms (M/4R). (VAT) indicates the presence of vinyl asbestos floor tile and (C1) denotes state designated Chapter I units.

A DW modular unit from T.C. Roberson has been removed due to fire damage in 2015. These units have been removed from BOE inventory. We currently have (91) modular units in use providing (113) functional classroom spaces.

bh
 Enc. (Modular Report)

Cc: Dr. Tony Baldwin
 Mr. Derrick Warren
 Mr. Tim Fierle
 Mr. Roger Warren
 Mr. Ron Venturella
 Mr. Sam Riddle
 File

TRANSPORTATION

ASSET TAG NUMBER			TECHNICAL DESCRIPTION		SQUARE FOOTAGE
30155000	SW	Training	12X60	110-76-89	720
1					
			TOTAL MODULARS		TOTAL SQUARE
			FOOTAGE		FOOTAGE
			1		720
CLASSROOMS AVAILABLE					0

A. C. REYNOLDS MIDDLE

ASSET TAG NUMBER			TECHNICAL DESCRIPTION		SQUARE FOOTAGE
306550001	M/2R		28X74	110-95-121(a)	2072
			TOTAL MODULARS		TOTAL
			SQUARE FOOTAGE		FOOTAGE
			1		2,072
* One unit of # 121 was moved to Community High 2013					
CLASSROOMS AVAILABLE					2

AVERY'S CREEK ELEMENTARY

ASSET TAG NUMBER			TECHNICAL DESCRIPTION		SQUARE FOOTAGE
410550001	M/4R		28X148	110-00-142	4,144
			TOTAL MODULARS		TOTAL
			SQUARE FOOTAGE		FOOTAGE
			1		4,144
CLASSROOMS AVAILABLE					4

BARNARDSVILLE ELEMENTARY

ASSET TAG NUMBER			TECHNICAL DESCRIPTION		SQUARE FOOTAGE
308550001	DW	Classroom	28X37	110-96-124	1,036
308550002	DW	Headstart Owns	28X60	110-99-140	1,680
			TOTAL MODULARS SQUARE FOOTAGE		TOTAL
			2		2,716
			CLASSROOMS AVAILABLE		1

BLACK MOUNTAIN PRIMARY

ASSET TAG NUMBER			TECHNICAL DESCRIPTION		SQUARE FOOTAGE
436550002	DW	Moved fr. WB	28X37	110-94-109	1,036
320550002			14X60	110-92-74	840
	SW				
320550003	DW		28X36	110-93-90	1,008
			TOTAL MODULARS SQUARE FOOTAGE		TOTAL
			3		2,884
			CLASSROOMS AVAILABLE		2

CANDLER ELEMENTARY

ASSET TAG NUMBER			TECHNICAL DESCRIPTION		SQUARE FOOTAGE
324550001	DW		28X37	110-94-106	1,036
324550002	DW		28X37	110-94-107	1,036
324550003	DW		28X37	110-94-108	1,036
			TOTAL MODULARS SQUARE FOOTAGE		TOTAL
			3		3,108
			CLASSROOMS AVAILABLE		3

CANE CREEK MIDDLE

ASSET TAG NUMBER			TECHNICAL DESCRIPTION		SQUARE FOOTAGE
32650001	DD W		28X74	110-98-139	2,072
			TOTAL MODULARS SQUARE FOOTAGE		TOTAL
			1		2,072
			CLASSROOMS AVAILABLE		2

CHARLES C. BELL ELEMENTARY

ASSET TAG NUMBER			TECHNICAL DESCRIPTION		SQUARE FOOTAGE
332550001	DW		28X36	110-93-98	1,008
332550002	SW	VAT Storage	12X50	110-67-16	600
332550003	DW		28X37	110-97-125	1,036
			TOTAL MODULARS SQUARE FOOTAGE		TOTAL
			3		2,644
			CLASSROOMS AVAILABLE		2

CHARLES D. OWEN MIDDLE

ASSET TAG NUMBER			TECHNICAL DESCRIPTION		SQUARE FOOTAGE
338550002	DW		28X37	110-07-145	1036
			TOTAL MODULARS SQUARE FOOTAGE		TOTAL
			1		1,036
			CLASSROOMS AVAILABLE		1

CLYDE A. ERWIN MIDDLE

ASSET TAG NUMBER			TECHNICAL DESCRIPTION		SQUARE FOOTAGE
342550003	M/4R		28X148	110-00-141	4,144
			TOTAL MODULARS		TOTAL
			SQUARE FOOTAGE		
			2		4,144
			CLASSROOMS AVAILABLE		4

COMMUNITY HIGH SCHOOL

ASSET TAG NUMBER			TECHNICAL DESCRIPTION		SQUARE FOOTAGE
303550001	DW		28X40	110-94-112	1,120
303550002	SW	Storage Unit	12X50	110-67-13	600
303550003	DDW	Cafeteria	28X74	110-94-114	2,072
303550004	DDW	Classrooms	28X74	110-00-145	2,072
	DDW	Classrooms	28 x 74	110-95-121(b)	2,072
			TOTAL MODULARS		TOTAL SQUARE
			FOOTAGE		
			5		5,864
			CLASSROOMS AVAILABLE		5

EMMA ELEMENTARY

ASSET TAG NUMBER			TECHNICAL DESCRIPTION		SQUARE FOOTAGE
348550001	DW	Mission Hos.	28X37	110-93-84	888
348550002		Mission Hos.	28X74	110-95-116	2,072
	DDW				
348550003	DDW		28X74	110-94-146	2,072
			TOTAL MODULARS		TOTAL SQUARE
			FOOTAGE		
			3		5,032
			CLASSROOMS AVAILABLE		2

ENKA MIDDLE

ASSET TAG NUMBER			TECHNICAL DESCRIPTION		SQUARE FOOTAGE
401550001	DDW		28X74	110-98-138	2,072
401550002	DDW		28X74	110-00-144	2,072
401550003	DDW		28X74	110-08-147	2,072
			TOTAL MODULARS		TOTAL
			SQUARE FOOTAGE		
			3		6,216
			CLASSROOMS AVAILABLE		6

FAIRVIEW ELEMENTARY

ASSET TAG NUMBER			TECHNICAL DESCRIPTION		SQUARE FOOTAGE
356550001	DW		28X37	110-96-122	1,036
356550003	M/4R		28X148	110-97-131	4,144
			TOTAL MODULARS		TOTAL SQUARE
			FOOTAGE		
			2		5,180
			CLASSROOMS AVAILABLE		5

GLEN ARDEN ELEMENTARY

ASSET TAG NUMBER			TECHNICAL DESCRIPTION		SQUARE FOOTAGE
366550001	DW		28X36	110-93-99	1008
366550003	DDW		24X52	110-90-101	1248
366550004	DDW		36X56	110-90-102	2016
366550005	DDW		36X56	110-90-103	2016
366550006	DW		28X37	110-94-110	1036
366550007	DW		28X37	110-94-117	1036
366550008	DDW		28X74	110-00-143	2072
TOTAL MODULARS FOOTAGE			TOTAL SQUARE FOOTAGE		
8			10,432		
CLASSROOMS AVAILABLE			10		

HAW CREEK ELEMENTARY

ASSET TAG NUMBER			TECHNICAL DESCRIPTION		SQUARE FOOTAGE
368550001	SW	VAT	12X50	110-70-54	600
368550004	SW	VAT/Cust	12X50	110-66-05	600
368550007	DW		28X36	110-93-97	1,008
368550008	DW		28X37	110-94-111	1,036
TOTAL MODULARS FOOTAGE			TOTAL FOOTAGE		
4			3,244		
CLASSROOMS AVAILABLE			3		

JOHNSTON ELEMENTARY

ASSET TAG NUMBER			TECHNICAL DESCRIPTION		SQUARE FOOTAGE
372550001	DW		28X37	110-94-118	1,036
372550001	DDW		28X74	110-07-146	2,072
TOTAL MODULARS FOOTAGE			TOTAL SQUARE FOOTAGE		
2			3,108		
CLASSROOMS AVAILABLE			3		

LEICESTER ELEMENTARY

ASSET TAG NUMBER			TECHNICAL DESCRIPTION		SQUARE FOOTAGE
376550001	DDW		28X74	110-94-115	2,072
376550002	DDW		28X74	110-97-128	2,072
TOTAL MODULARS FOOTAGE			TOTAL SQUARE FOOTAGE		
2			4,144		
CLASSROOMS AVAILABLE			4		

NORTH BUNCOMBE ELEMENTARY

ASSET TAG NUMBER			TECHNICAL DESCRIPTION		SQUARE FOOTAGE
379550001	DW	Headstart Owns	24X42	110-92-78	1,008
379550002	SW	Custodial	14X60	110-92-81	840
379550003	DDW		28X74	110-97-135	2,072
379550004	DDW		28X74	110-97-136	2,072
379550005	DW		28X37	110-95-137	1,036
379550006	SW	Storage Unit	12X50	110-70-59	600
379550007	SW	VAT C1	12X50	110-66-04	600
422550008	DDW		28X74	110-97-132	2,072
379550008	DDW		28X74	110-08-148	2,072
TOTAL MODULARS FOOTAGE			TOTAL FOOTAGE		
8			12,372		
CLASSROOMS AVAILABLE			9		

NORTH BUNCOMBE MIDDLE

ASSET TAG NUMBER			TECHNICAL DESCRIPTION		SQUARE FOOTAGE
381550002	SW	Storage Unit	12X50	110-68-28	600
381550003	M/4R		28X110	110-93-88	3,080
381550004	DW		28X37	110-94-104	1,036
381550005	DW		28X37	110-94-105	1,036
381550006	DDW		28X74	110-95-119	2,072
381550007	DDW		28X74	110-96-123	2,072
			TOTAL MODULARS FOOTAGE		TOTAL SQUARE FOOTAGE
			6		9,896
					CLASSROOMS AVAILABLE 10

OAKLEY ELEMENTARY

ASSET TAG NUMBER			TECHNICAL DESCRIPTION		SQUARE FOOTAGE
38450001	DW		28X37	110-97-127	1,036
			TOTAL MODULARS FOOTAGE		TOTAL SQUARE FOOTAGE
			1		1,036
					CLASSROOMS AVAILABLE 1

PISGAH ELEMENTARY

ASSET TAG NUMBER			TECHNICAL DESCRIPTION		SQUARE FOOTAGE
388550001	SW	VAT CI	12X50	110-68-83	Storage 600
388550003	DDW		28X74	110-95-120	2,072
			TOTAL MODULARS SQUARE FOOTAGE		TOTAL FOOTAGE
			2		2,672
					CLASSROOMS AVAILABLE 2

T. C. ROBERSON HIGH

ASSET TAG NUMBER			TECHNICAL DESCRIPTION		SQUARE FOOTAGE
416550001	DW		24X37	110-92-77	888
416550002	M/2R		28X74	110-93-91	2,072
416550003	M/4R		28X110	110-93-92	3,080
416550005	SW	Storage Unit	12X50	110-66-08	600
			TOTAL MODULARS FOOTAGE		TOTAL SQUARE FOOTAGE
			6		6,640
					CLASSROOMS AVAILABLE 7

VALLEY SPRINGS MIDDLE

ASSET TAG NUMBER			TECHNICAL DESCRIPTION		SQUARE FOOTAGE
420550001	SW	Storage Unit	12X50	110-70-62	600
			TOTAL MODULARS SQUARE FOOTAGE		TOTAL FOOTAGE
			1		600
					CLASSROOMS AVAILABLE 0

WOODFIN ELEMENTARY

ASSET TAG NUMBER			TECHNICAL DESCRIPTION		SQUARE FOOTAGE
444550001	SW		12X50	110-70-55	600
444550002	DW		28X36	110-93-94	1,008
			TOTAL MODULARS SQUARE FOOTAGE		TOTAL FOOTAGE
			2		1,608
					CLASSROOMS AVAILABLE 2

W.W. ESTES ELEMENTARY

ASSET TAG NUMBER			TECHNICAL DESCRIPTION		SQUARE FOOTAGE
422550001	SW	VAT	12X50	110-69-44	600
422550002	SW		12X50	110-69-04	600
422550004	DW		24X32	110-68-30	768
422550005	DW		24X36	110-92-76	864
422550006	DW		24X37	110-92-79	888
422550007	DW		24X37	110-94-113	888
TOTAL MODULARS					TOTAL
					SQUARE FOOTAGE
8					4,608
CLASSROOMS AVAILABLE					8

W. D. WILLIAMS

ASSET TAG NUMBER			TECHNICAL DESCRIPTION		SQUARE FOOTAGE
412550001	DW		24X37	110-92-80	888
TOTAL MODULARS					TOTAL
					SQUARE FOOTAGE
1					888
CLASSROOMS AVAILABLE					1

WEAVERVILLE ELEMENTARY

ASSET TAG NUMBER			TECHNICAL DESCRIPTION		SQUARE FOOTAGE
428550001	DW		28X36	110-93-96	1,008
TOTAL MODULARS					TOTAL SQUARE FOOTAGE
					1,008
CLASSROOMS AVAILABLE					1

WEAVERVILLE PRIMARY

ASSET TAG NUMBER			TECHNICAL DESCRIPTION		SQUARE FOOTAGE
432550001	M/4R		28X110	110-93-87	3,080
432550002	DW		28X36	110-93-95	1,008
TOTAL MODULARS					TOTAL
					SQUARE FOOTAGE
					4,088
CLASSROOMS AVAILABLE					5

WEST BUNCOMBE ELEMENTARY

ASSET TAG NUMBER			TECHNICAL DESCRIPTION		SQUARE FOOTAGE
436550001	DW		24X37	110-93-85	888
436550003	DW		28X37	110-97-129	1,036
436550004	DDW		28X74	110-97-133	2,072
416550004	DW	R e s t r o o m s	28X36	110-93-93	1,008 Moved from TCR 7/09
43655000	DDW		28X74	110-97-134	2,072
TOTAL MODULARS					TOTAL SQUARE
					FOOTAGE
					7,076
CLASSROOMS AVAILABLE					8

END REPORT

BUNCOMBE COUNTY SCHOOLS CAPITAL COMMISSION REQUESTS

September 8, 2016