



FISCAL YEAR  
**2022**  
ANNUAL  
REPORT




**BUNCOMBE COUNTY**  
HEALTH & HUMAN SERVICES

## A MESSAGE FROM THE DIRECTOR

What we consider normal has changed. Leading through change requires an understanding of the past and the ability to use our collective wisdom to find new ways of working that keep us stable and positive during hard times. Our deep connection with our community and dedication to public service anchored our agency in Fiscal Year 2022. In Social Work Services, we explored new ways of collecting data and developed exciting and specific solutions for our unique challenges. In Public Health, our staff never backed away from any challenge or request and Economic Services stepped up in a big way to support the financial needs of our community in FY22. While we were faced with circumstances out of our control, I can say with full confidence that we never let our community down.

The work of BCHHS is not just the many Federal and State mandated programs and it is not just a single transaction. This work is layers of nuanced and important opportunities to reach people where they are. Through a person-first approach, our team knows that on the other side of every interaction, there is a person who is someone's friend, sister, father, or other family member. We always remain focused on serving each individual with respect, integrity, professionalism, and compassion.

From the first interaction with a client to the social media comment, to the contract signed and the ability to have the conversation with someone who doesn't speak the same language, BCHHS truly does embody the phrase: the whole is greater than the sum of its parts.



Stoney Blevins, Director  
Buncombe County Health & Human Services



# **TABLE OF CONTENTS**

<b>A Message from the Director.....</b>	<b>2</b>
<b>Economic Services .....</b>	<b>4</b>
<b>Social Work .....</b>	<b>5</b>
<b>Public Health.....</b>	<b>10</b>
<b>Staff Notes .....</b>	<b>14</b>
<b>Trend Data: Fiscal Year 2020 - 2022.....</b>	<b>17</b>
<b>Leadership.....</b>	<b>18</b>
<b>Acknowledgments.....</b>	<b>19</b>

# ECONOMIC SERVICES

## Economic Services Supported Thousands of Buncombe Residents through the COVID-19 Pandemic

Buncombe County Economic Services provides eligible individuals and families with assistance to support their self-sufficiency through job training and employment services, food assistance, quality health care and health care coverage, energy assistance and other economic supports for families. BCHHS programs and services provide a helping hand to thousands of Buncombe residents every year. During the COVID-19 pandemic, the number of residents who required a helping hand increased and Buncombe County Economic Services staff worked overtime to meet the needs.

Over \$20 million in citizen support were distributed to help residents with housing costs like heating and cooling assistance, electricity bills, water bills, and rent/mortgage payments. These funds were also used to support local businesses stay open after experiencing significant financial hardship during the pandemic.

## NC Economic Services Received Federal Recognition for Excellence in Water Assistance Program Roll-Out

The Federal Government extended a pat on the back to all economic services staff in North Carolina for both standing up and executing the Low Income Household Water Assistance Program (LIHWAP). The LIHWAP serves eligible, low-income families by helping them pay a high proportion of their household drinking and wastewater costs. In an email to local DSS systems, Carla West, Senior Director for Economic Security for North Carolina, relays the following accolade from Federal partner, Mitch Navetto, to the staff who supported the construction and execution of this program, "Yours [North Carolina's LIHWAP] is one of the most successful programs we have seen so far, and that is definitely something to celebrate!"

Buncombe processed a total of 304 applications for this program, totaling \$187,292.50 in water assistance distributed to residents in need during the COVID-19 pandemic.

Program Name	Services	Funds Spent	Total Served
Combined Crisis Intervention Program	Heating and Cooling Assistance	\$761,009.70	2,229
Duke Progress Program	Heating and Cooling Assistance	\$11,187.92	49
Combined Low Income Energy Assistance (LIEAP)	Electric Bills	\$1,655,601.30	4,615
Low Income Household Water Assistance Program (LIHWAP)	Water Assistance	\$187,292.50	304
Emergency Assistance (EA)	Housing and Utilities	\$399,500.06	1,076
Homeowner Grant Program	Tax Bills or Household Expenses	\$479,877.89	2,118
Pandemic Recovery Office: Emergency Rental Assistance Programs 1 & 2: Rental Assistance	Rental Assistance	\$ 15,032,000	5,739
Community Development Block Grant	Financial Supplement	\$357,000	157

## Food Nutrition Services (FNS)

Food Nutrition Services (FNS) is also known as Supplemental Nutrition Assistance Program (SNAP) and it is a program that provides nutrition benefits to supplement the food budget of families for the purchase of healthy food. During the COVID-19 pandemic, FNS clients received full allotments each month rather than prorated amounts based on their income. Economic Services carried an average monthly caseload of 19,215 cases and the average monthly payout for FNS clients in Buncombe County was \$8,557,598 in FY22. With an average number of 34,769 FNS recipients, over \$102,931,176 in FNS benefits were distributed in FY22. Not only is this an incredible added benefit for all our clients, it benefits the economic well being for families and local economies throughout our area. According to the United States Department of Agriculture (USDA), each dollar in federally funded SNAP benefits generates \$1.50 in economic activity. This means that an additional \$154,396,764 was put back into our local economy as a result of FNS spending. (See page 17 for trends in Medicaid Assistance and Food Nutrition Services over the past three years.)

## SOCIAL WORK

Buncombe County Social Work Services aims to prevent abuse, neglect and exploitation of vulnerable residents and promote self-reliance and self-sufficiency for individuals and families. Fiscal Year (FY) 2022 was a big year for Buncombe County Social Work Services as they rolled out specific interventions and community-wide initiatives, aimed at safety and wellbeing at every age and stage. We do this within a framework of laws, timeframes, best practices and hold ourselves accountable to the County's high standards of care.

### Child Welfare

Safe families and permanent connections are critical to a child's well-being and while most parents want to do what is best for their families, they cannot always do it alone. According to the Centers for Disease Control and Prevention (CDC) childhood trauma, called adverse childhood experiences (ACEs) are common. About 61% of adults surveyed across 25 states reported they had experienced at least one type of ACE before age 18, and nearly 1 in 6 reported they had experienced four or more types of ACEs.\*

Reducing trauma is a core value of our service array. There are five units within Buncombe County Child Welfare: Prevention, Intake, Investigations, In-Home, and Foster Care. Child welfare social workers specialize in finding a way through tough times, problem solving and bringing people together with the goal of family and child safety. From the first concern of abuse, neglect, or dependency until a child is safely placed with a caregiver, Buncombe County Child Protective Services (CPS) provides a range of trauma informed services that help to offset ACEs and stabilize families. While the impact of CPS simply cannot be measured, their work creates a ripple effect in the lives of families and our community, both of which are inextricably tied to our community's quality of life and economic prosperity.

## Child and Family Services

In FY22, Child and Family Services received 4,840 Child Protective Services (CPS) intake reports. The Intake Unit assessed that 3,035 of those reports met criteria for abuse, neglect, or dependency. In cases where criteria was not met, CPS Prevention Social Workers were able to serve an average of 40 families per month to prevent the need for further intervention. Of the 3,035 cases that were investigated, there was a finding related to child maltreatment in 395 of those cases. Family In-Home Services worked to prevent an average of 304 children per month from entering foster care and successfully did so in 96.82% of the cases. In FY22, 135 total children entered CPS custody compared to 178 children in 2021 which was a spike related to COVID. An average of 300 children per month were in County custody throughout FY22. The majority of children entered foster care due to parental substance use. (See page 17 for trends in Child Welfare over the past three fiscal years.)

## Reunification Specialist

In response to a need to shore up specific supports for families during the reunification process, Buncombe County created a specialized position to work directly with parents in the 90 days following custody. The Family Reunification Social Worker ensures that the family has access to all needed services to address the issues that led to DSS involvement or custody. This social worker also facilitates a group designed specifically for mothers whose children are in custody. In FY22, 37.5% of children who achieved permanency were reunified with at least one parent. This is an improvement from 26% in FY20.

## Circle of Security Parenting (COSP)

As of June 30, 2022, BCHHS completed a two year pilot offering Circle of Security Parenting (COSP) to parents involved in mandatory Child Protective Services. COSP seeks to support parents in recognizing the reason for their child's behavior, how the caregiver's past shapes their caregiving, the child's behavior triggers alternative responses, and more. In the second year of the pilot (FY22), 39 parents graduated the program by completing an 8-week course. Here is what a few of our graduates had to say:

"Now I can see how my mom would often be mean towards me and I repeat that toward my daughter. Being able to see it helps me stop and do different. I don't want her to feel like I felt when I was growing up. This class has made a big difference in how I see things and how I treat her."

"I love this class. It's deep and it's not easy but I'd recommend it to everybody. I've learned so much and it's changing how I parent."

"Raising Black boys is hard. The world is hard on them. So I've been hard on them... trying to toughen them up. But doing it like I have hasn't worked. They miscue me all the time and they don't trust me and just expect me to be hard on them. I'm working on changing that so they can believe I've got their back and they can come to me when they are upset or having a problem. Circle of Security helped me see all this."

## Kinship Support Specialist

From the moment that a child comes into CPS, our staff begin planning for the child's safe care with the goal of reducing trauma to the child. Sometimes a child is able to be placed with a family member who is referred to as a Kinship Provider. Approximately one third of children in custody reside with a kinship provider which allows the child to stay connected to their family of origin and community, two essential elements to the child's wellbeing. To solidify these connections, the newly created Kinship Support Specialist provides tangible and emotional support to the family and friends helping to care for the child as well as the child in foster care. Because unlicensed kinship families do not receive any type of monthly stipend, our Kinship Support Specialist works with the family member to consider licensure to become a foster parent and connects them to additional needed supports. In partnership with Vaya, our team was able to provide about \$35,000 in direct support to families in FY22.

## Racial Disparities in Foster Care

At the end of FY22, 114 out of 343 or 33% of children, youth and young adults in Buncombe County Foster Care identify as black or multi racial. This is a disproportionate number compared to the demographic makeup of the Buncombe County population (Buncombe County general population is 89% white, 6% Black/African American, and 7% Hispanic) and has been an ongoing trend since at least 2018. Another trend in foster care numbers is an increasing number of children identified as "unknown" race. To address these disparities and data collection issues, Buncombe County Social Work convened a Racial Equity Data Workgroup led by the BCHHS Quality Assurance team. BCHHS partnered with Information Technology to build reports that capture demographic and race-identifying information from the point of Intake through Adoptions. These updated data collection methods allow us to begin assessing and addressing disparities throughout our continuum of services. Social work staff also developed a training that highlights a trauma-informed and anti-oppressive approach to data collection. This training teaches social workers about the importance of addressing power, privilege, and fear when engaging with families. Currently, all social workers have completed this training.



Buncombe County Social Work Services

## Adult and Aging Services

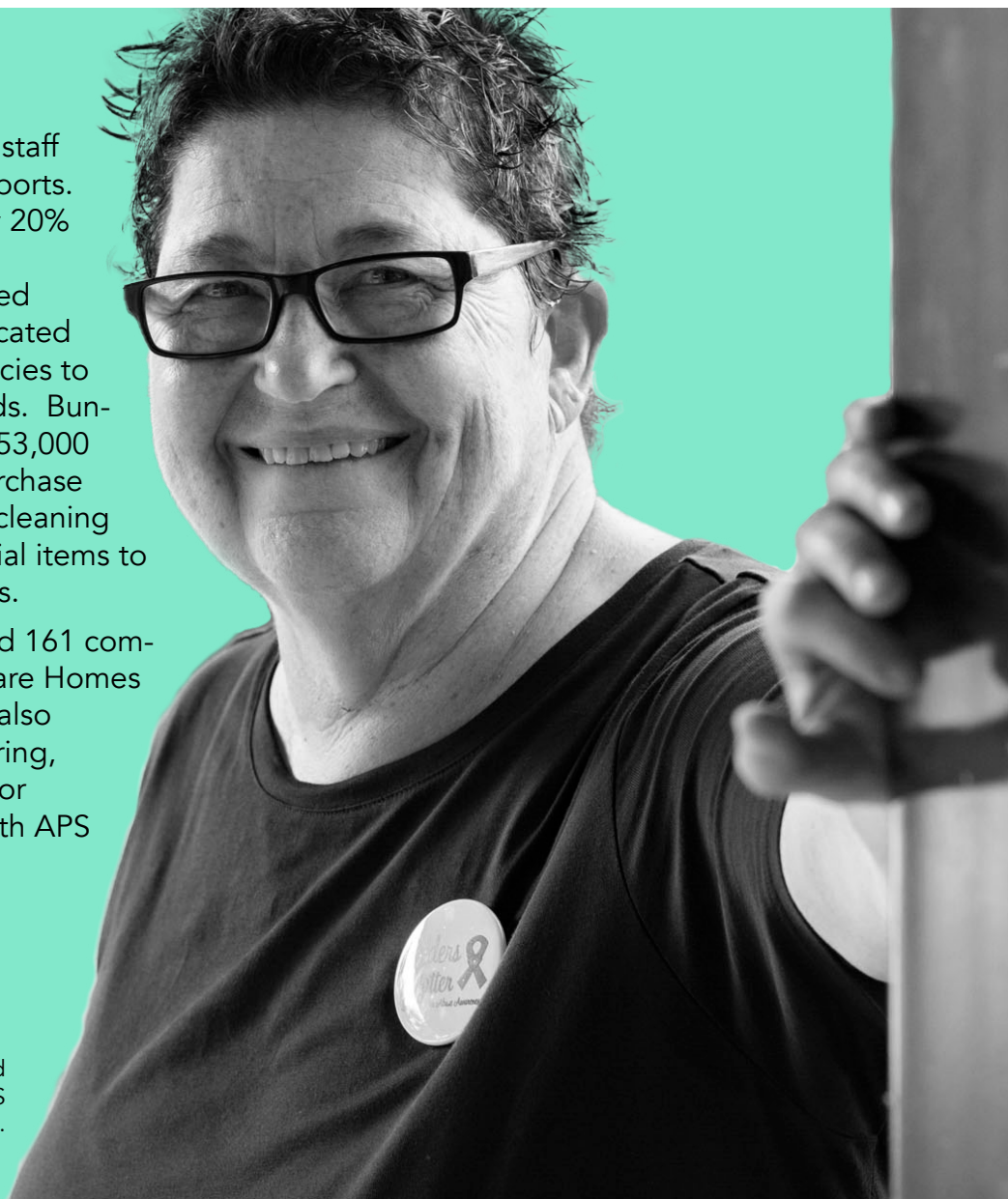
Buncombe County Health & Human Services offers social work resources to assist adults with issues we all face as we age. From the licensing and monitoring of adult care homes to guardianship, HHS offers a source of stability and safety for adults in Buncombe County. Adult and Aging Services include Guardianship, Adult Day Care, Intake, Protective Services, Adult Care Homes Licensing and Monitoring, and Age-Friendly Buncombe.

Census data released in calendar year 2020 show that we continue to see a growth in the older adult population in Buncombe County. Individuals aged 60 and over make up over 28% of the total population, which equates to a little over 75,000 individuals. This population is expected to grow to over 32% by 2040 as noted in the County Aging Profiles of 2020. BCHHS and community partners have worked for years to improve the lives of our older adult residents by increasing access to services, prioritizing older adult health, advocating for elder justice, and responding to claims of elder abuse.

Adult Protective Services (APS) staff evaluated 1,174 screened in reports. Of those reports approximately 20% were substantiated for neglect, abuse or exploitation and offered services. In FY22 the state allocated funds to local county APS agencies to support protective service needs. Buncombe County was allocated \$53,000 and we used these funds to purchase new mattresses, provide deep cleaning services, and purchased essential items to address health and safety issues.

Adult Home Specialists received 161 complaint investigations in Adult Care Homes and Family Care Homes, while also continuing with routine monitoring, providing technical assistance for administrators, and assisting with APS cases.

Roxann Sizemore pictured here has been on the APS Team since 1988.





## *Age Friendly Buncombe*

Age-Friendly Buncombe County was established in 2017 when the County joined the World Health Organization and AARP's Network of Age-friendly Communities. This action was a major step toward the Aging Plan goal of increasing the age-friendly capability of Buncombe County. Age-Friendly Buncombe is a big tent, bringing together community collaborations, committees, and working groups committed to the following Common Agenda: Older Adults in Buncombe County are Safe, Well, and Engaged in their Community. Over eighty non-profit organizations, business, governmental departments and other partners, as well as many older adult volunteers, participate in the committees and working groups affiliated with Age-friendly Buncombe.

### *FY22 Initiatives*

In line with the County value of Equity, we have supported the launch of Asheville/Buncombe Black Elders (ABBE). This group is focusing on the needs of the Black community in the Asheville - Buncombe area and produces a monthly calendar with events, activities and highlights the work of black professionals in our community. In addition to ABBE, Age-Friendly continues to partner with community agencies to focus on the Active Aging Center project, Housing Options for Aging in Place Initiatives, and Experienced Workforce Initiatives.

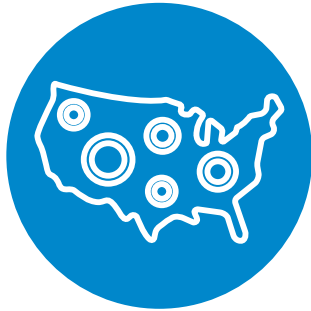
Lastly, the Adult and Aging Services section serves as the lead agency for Home and Community Care Block Grant funding and as a liaison to the Home and Community Care Block Grant Advisory Committee. The Home and Community Care Block Grant Advisory Committee makes grant recommendations to the Board of Commissioners regarding allocations of Home and Community Care Block Grant funding and County Aging Services funding. In addition, they review monthly grant spending of providers and discuss aging services needs in the community.

As we look to FY 23, we anticipate expansions within our section including adding an additional Social Worker position to complete APS evaluations, as well as the new Age-Friendly Coordinator.



# PUBLIC HEALTH IN FOCUS

Many people have been asking the question, “What is public health?” Public health works with other agencies to provide services in a community, based on need or identified gaps. Public health also responds to disease outbreaks, natural disasters, and environmental threats, but its focus is on prevention — creating conditions where people have opportunities to achieve their best possible health, makes it a dynamic and integral part of our community’s reality and future.



## Diagnose

Public health experts diagnose the health of each community by listening to people who live there - and then use data, evidence, and research to offer solutions.



## Cooperate

To improve the health of the community, different organizations have to work together - schools, businesses, government agencies, and more. Public health brings them together to make decisions and take action.



## Prevent

We often end up in the doctor’s office after we’re sick or injured. Public health experts investigate everything that affects our health - food, water, air and more - to prevent health problems before they start.

Graphic adapted from the de Beaumont Foundation and Aspen Institute: PHRASES | Motivating The Public To Support Public Health: A Toolkit For Communicating With Non-Experts

Buncombe County Public Health Nurses



## Local Public Health Services Continue with Excellence

Public Health provides a wide range of community health and safety services including Reproductive Health, Sexually Transmitted Infection (STI) Testing and Treatment, Immunizations, Breast and Cervical Cancer Control, PrEP clinic, and other essential services. These services are available at the Buncombe County Health and Human Services clinic located at 40 Coxe Avenue in Downtown Asheville. (See page 17 for Clinical Services program trends over the past three years.)

### ***FY22 Numbers:***

- **99** residents received a regular supply of PrEP (Pre-exposure prophylaxis) aka HIV prevention medication
- **3,186** STI testing and treatment appointments completed
- **2,141** Reproductive Health appointments completed
- **579** Wisewoman visits and **1,361** health coaching calls completed
- **2,360** Breast and Cervical Cancer Control visits complete
- **621** TB tests administered
- **5,130** immunizations (not including COVID-19 vaccine) were administered
- **1,472** healthcare referrals made for additional care or treatment

## Buncombe Syringe Services Program

The Buncombe County Syringe Services Program (SSP) is an evidence-based harm reduction strategy that focuses on providing healthier options for people with substance use disorder to prevent the spread of blood borne illnesses like Hepatitis C and HIV as well as to create a bridge to other supports for people in active drug use. Buncombe County SSP supplied nearly 230,000 syringes to over 2,000 residents. The Syringe Services Program received over 60,000 used syringes in FY22, keeping them from the landfill and away from other improper disposal areas. The SSP team distributed 2,137 fentanyl test kits and 1,983 naloxone kits to prevent overdoses.

## Environmental Health

BCHHS Environmental Health conducted 2,968 Food and Lodging inspections and issued 2,075 Waste Water permits. In FY22, 1,196 septic systems were installed, 313 wells were drilled, and 677 water samples were collected. The team also spent over 64 hours performing lead investigations to ensure that environments that contain lead are property mitigated or remediated to reduce or eliminate threats to children in their home or learning environment. Environmental Health was also an incredible partner in the COVID response by overseeing the Isolation and Quarantine housing for people who could not safely isolate or quarantine away from others.

## Nurse Family Partnership

Nurse Family Partnership (NFP) continued to assist with the COVID-19 vaccination effort while carrying their full caseloads. The pandemic might have changed the way that they interacted with their clients during home visits, but it did not change their drive to serve our community. NFP supported 65 births and served 246 families in FY22.

The benefits of NFP extend to the greater community. Beyond reduced rates of child abuse or neglect, Nurse-Family Partnership services resulted in lower enrollment in Medicaid and SNAP, with an 8.5% reduction in Medicaid costs from birth to age 18 and a 9.6% reduction in SNAP costs in the 12 years following the birth of the child. Federal savings were estimated at \$3 billion to TANF, SNAP and Medicaid.\*

\*Miller, T. Projected Outcomes of Nurse-Family Partnership Home Visitation During 1996–2013, USA. Prevention Science. 2015

## Absolutely Amazing Communicable Disease Team in FY22

In FY22 the Communicable Disease Team and Clinical Services conducted 2,281 investigations of non-COVID communicable diseases and of those 1,776 were probable/confirmed cases. Through their work with very sick people and their family members, they understand that behind every case is a person who is loved by our community.

## Waves of Pandemic Response in Buncombe County

There were 646 COVID-19 related deaths and 65,476 confirmed COVID-19 cases in Buncombe County. By the end of FY22, 70% of all Buncombe County residents had received at least one dose of the vaccine, meeting the desired benchmark of the Board of Commissioners. BCHHS gave a total 40,632 COVID-19 vaccines in FY22 through our stationary immunization clinic and outreach events. 115,088 total COVID-19 vaccines have been administered since 2020.

In response to the various waves of COVID-19 in FY22, Public Health needed the ability to expand and contract the response effort, especially after Buncombe County Staff were re-assigned to their normal jobs. At any point during FY22, Public Health staff worked to onboard between 10 and 25 temporary contract staff to assist with contact tracing, documentation, and vaccination.

According NCDHHS, at the end of FY22, 8% of the total confirmed cases were in Black/African American compared to 84% (36,768) in white people and 8% of all confirmed cases were in the Hispanic population versus 92% in non-Hispanic. (Note: Buncombe County general population is 89% white, 6% Black/African American, and 7% Hispanic.)

Buncombe County COVID-19 response operations were designed to both meet the general population needs with a focus on ensuring equity by working with multiple partners to provide and support testing and vaccine efforts in three domains of equity including historically underserved populations, rural, and low-income. BCHHS made a



commitment to equity by partnering with faith-based leaders, schools, and community organizations to provide vaccine at 41 community-based events in FY22, for a total of 82 outreach events throughout the response. As a result of the intentional focus on equity, Buncombe County saw disparities in vaccine uptake among different groups narrow towards the end of FY22.

As more people went back to work, school, and traveled at the height of Delta wave, the need for at-home testing surged. BCHHS obtained 12,000 rapid at-home test kits and created a community plan that provided general population access while continuing to prioritize equity in distribution. In this two-pronged approach, about 50% of those test kits were designated to the health department, area fire departments, and libraries for general population distribution and the other 50% of the at-home test kits were designated to community organizations that served clients or communities within one of three priority domains. Community organization partners were the decision-makers for how they wanted to advertise or market that they had at-home test kits. This allowed the organizations to ensure that the at-home test kits were really going to those who needed an opportunity for access.

BCHHS set the wheels in motion for a sustained mobile health approach in the provision of our services by purchasing a mobile health unit. The Mobile Health Outreach Team also saw movement in FY22 by bringing on the full mobile health team staff that includes a supervisor, two public health nurses, two emergency management services specialists, and an administrative assistant.

The need for accurate COVID-19 communication continued to be an important part of the response. BCHHS partnered with Local Health Department Regions 1 and 2 and Western North Carolina Healthy Impact to develop and deploy a high quality social media campaign featuring local story tellers and images. This regional campaign ended in May 2022 with a total reach of 1,769,418 people. BCHHS also worked with a local marketing firm and WLOS to lift the voices of influencers to promote vaccine in areas where uptake was lagging. Staff were also able to change up the energy of the local vaccination campaign by working with a local graphic designer to use the 3W's Bear artwork in our ads to promote vaccination. These ads were also included in the regional campaign for tailored use by other local health departments.



## Women Infants and Children (WIC)

In FY22, the Buncombe County WIC team distributed nearly \$3 Million in nutrition benefits to an average monthly caseload of 4,873 Buncombe families. In addition to processing nutrition benefits, WIC is also responsible for providing individualized nutrition education, promoting and supporting breastfeeding, and connecting clients to health care and other community based resources. Their hard work resulted in 82% of women initiating breastfeeding and 39% of whom reported consistent breastfeeding routines 6 months later in FY22. WIC enrollment has stayed consistent over the past two fiscal years.

# STAFF NOTES

## Employee of Iconic Impact: Becky Kessel


After 25 years of service to Buncombe County, Becky Kessel retired from her post as the Quality Assurance and Performance Manager. Becky's career in BCHHS spanned all service areas from Social Work to Public Health where she was incredibly successful in all of her contributions to the agency and to our community.

## Buncombe HHS Staff Recognized for Leading an Exceptional COVID-19 Response

Throughout the COVID-19 pandemic, the health and safety of Buncombe residents has been the County's highest priority. At a reception hosted by the Chamber of Commerce, BCHHS staff were recognized as local COVID humanitarians as their dedication to this community went above and beyond the requirements of their job duties. Stacie Saunders, Dr. Jennifer Mullen-dore, Stacey Wood, and Fletch Tove were recognized for their intense and important contributions to our community throughout the response.

## Veterans Service Officer Walt Ward Stepped into Retirement with Honor

Celebrated Veterans Service Officer, Walt Ward, retired for the second time on December 31st, 2021, with a reputation as a powerful advocate for the Veteran community after over 40 years of service to this population. Walt accepted the North Carolina Governor's highest honor, The Order of the Long Leaf Pine Award, for his significant contributions to our state through exemplary service and exceptional accomplishment.



Walt Ward

## Amanda Ervin receives the Public Health All Star Award from the North Carolina Public Health Association

Clinical Services Administrative Coordinator, Amanda Ervin, received the Public Health All Star award at the North Carolina Public Health Association conference in April 2022. She received this award based on her diligent service, optimism, and flexibility in extremely stressful and constantly changing circumstances throughout the COVID response.



Amanda Ervin and other members of the Buncombe County Public Health Team

## HHS Quality and Performance Team

HHS Quality and Performance Team includes Quality Assurance (QA) and Quality Improvement (QI) for services across HHS. This team reviews the work of our staff and helps to identify areas for improvement. In FY22, this team conducted 329 social work reviews, 1,911 economic services reviews. HHS Quality and Performance also assisted with several agency-wide business functions such as transitioning policies and information from an older intranet to the new SharePoint platform, working to integrate the County's Racial Equity Action Plan into the HHS business plan and strategic plan, and assisted with the new demographic collection process in Social Work. Opportunities for FY23 include building out QA and QI for Public Health.

## HHS Communications Team

The BCHHS Communications Team continues to provide support to all program areas and the COVID response efforts. Their work includes supporting HHS outreach opportunities, managing the Public Input pages for the agency, working to triage public information requests, supporting the social media needs of the agency, and coordinates with County CAPE team to ensure a consistent message and focus for every month. From January 2021 to January 2022 Communications logged 250 media touchpoints and issued over 50 media releases. This team has also had the pleasure of creating the HHS Annual Report since 2013.

## HHS Finance and Operations Team

The BCHHS Finance Section managed a budget of \$90,317,757 in FY22 to facilitate the financial accounting, reporting and reimbursements for social work, public health, and public assistance benefits and services to our community. This team also assists with budget and contracts for other services such as school health nurses, child support services, childcare subsidy and housing assistance grants. The BCHHS Operations Team supported 800 requests for HHS facility and staff needs in FY22.

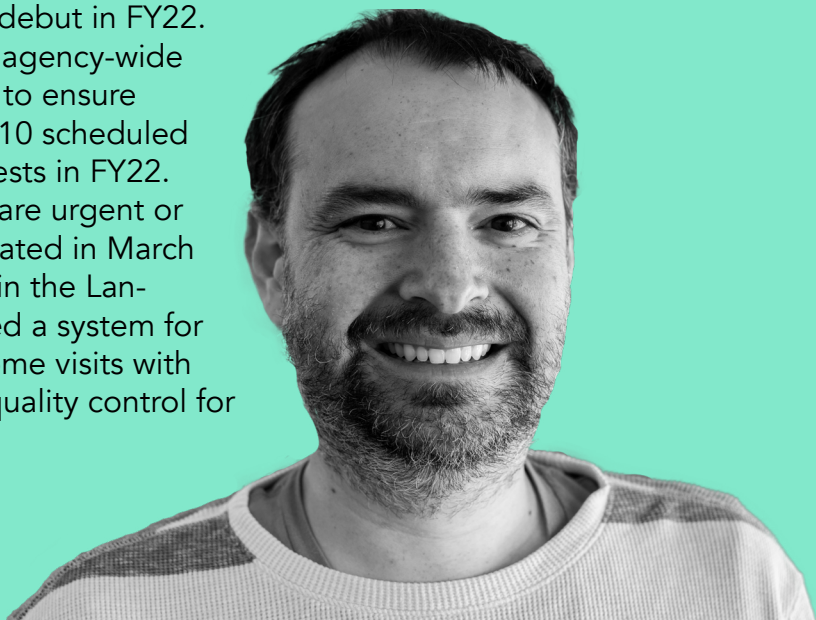
## Veteran Services

There were 1,150 in-person appointments with veterans and their families and a total of 17,095 interactions with this population in FY22. This team helped to facilitate \$4,314,149.67 worth of assistance and benefits for Buncombe County veterans and their families. Our Veterans Services Officers continue to support the Veterans Treatment Court and the Veterans Restoration Quarters on a weekly basis.

## Language Services Team

The Language Access Team made their formal debut in FY22. This team of five was formed in response to an agency-wide need to coordinate interpreters and translators to ensure efficiency and accuracy. The team completed 310 scheduled interpretation requests and 49 translation requests in FY22. This total does not include those requests that are urgent or that came before their ticketing system was created in March 2022. Members of this team have participated in the Language Equity Group with Social Work, organized a system for requesting language access requests, go on home visits with staff, and help manage contracts and provide quality control for language providers.

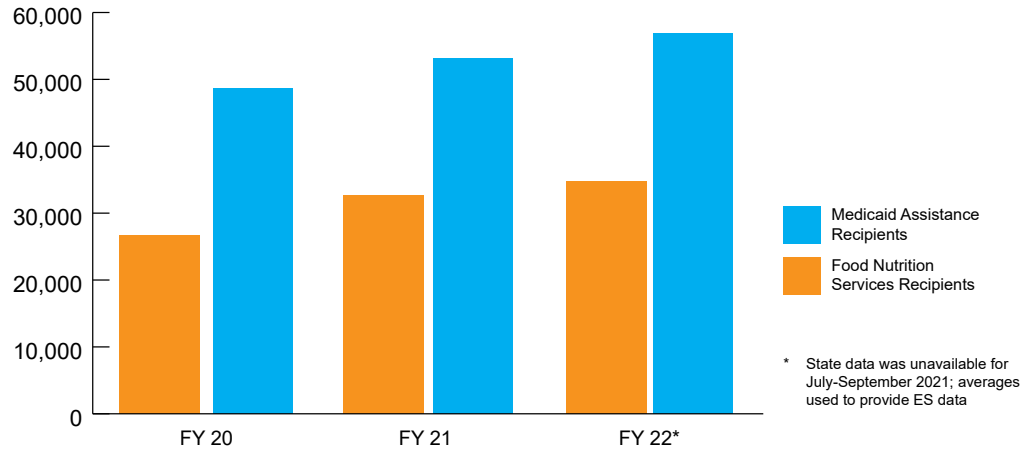
Aaron Vidaurri - Language Services Manager



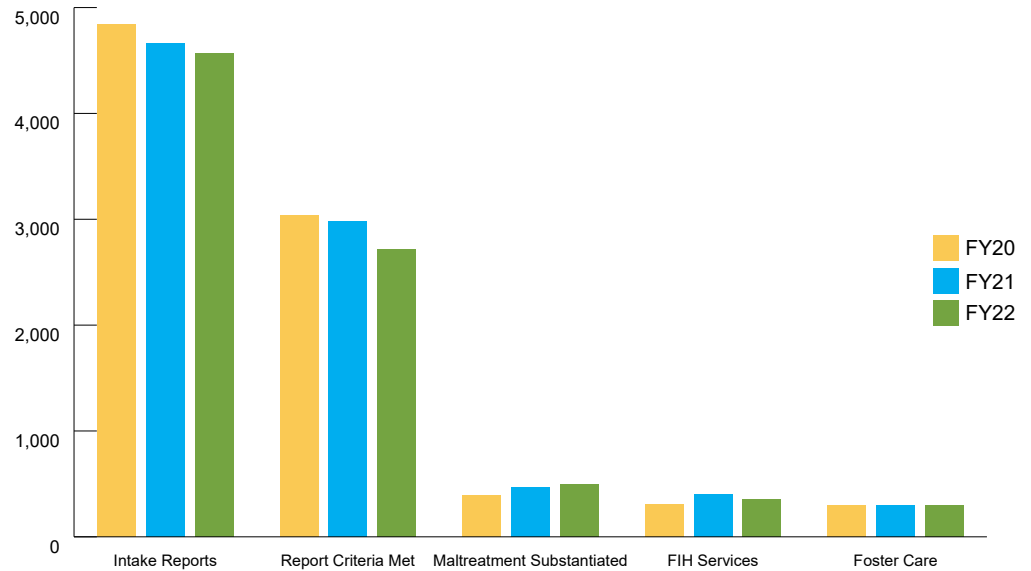


# TREND DATA: FISCAL YEAR 2020 - 2022

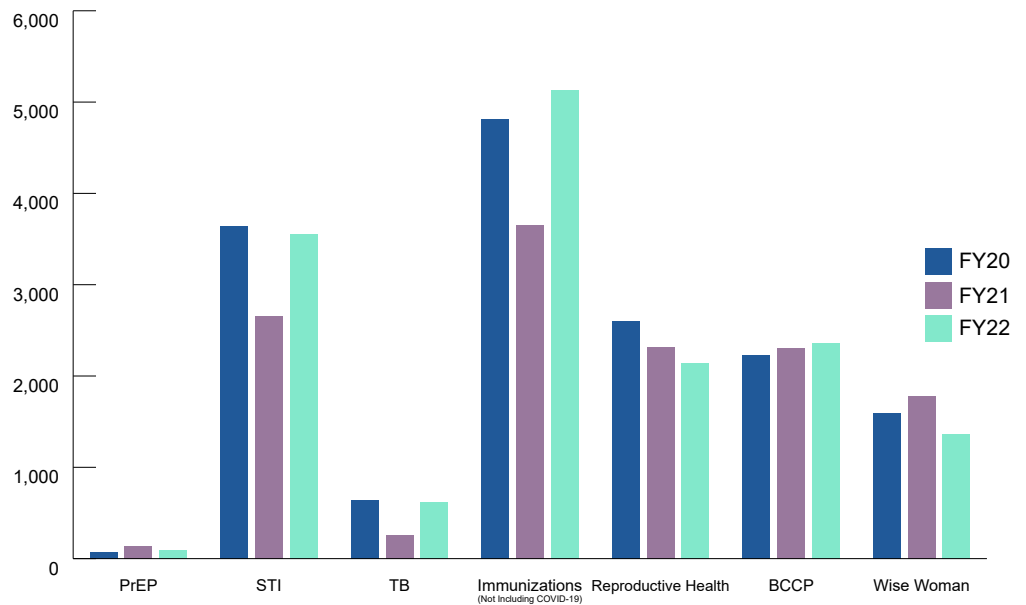
## Economic Services



## Social Work Services *Child Welfare*



## Public Health # of Clinic Services Interactions by fiscal year



# HEALTH & HUMAN SERVICES SENIOR LEADERSHIP



Stoney Blevins,  
HHS Department  
Director



Christa Lance,  
Executive Assistant



Stacie Saunders,  
Public Health  
Division Director



Rebecca Smith,  
Social Work  
Division Director



Phillip Hardin,  
Economic Services  
Division Director



Lisa White,  
Finance and Business  
Operations



Kelli Buckner,  
Planning and Quality



Stacey Wood,  
Communications

# ACKNOWLEDGMENTS

We appreciate the guidance and support of the County Commissioners, County Manager, and Governing Boards.

## County Commissioners

Brownie Newman ..... Chairman  
Al Whitesides..... District 1  
Terri Wells ..... District 1  
Jasmine Beach-Ferrara ..... District 2  
Amanda Edwards ..... Vice Chair - District 2  
Parker Sloan..... District 3  
Robert Pressley ..... District 3

## County Manager

Avril Pinder

## Health & Human Services Board

Carol Coulson ..... Physician  
Amanda Edwards ..... Commissioner  
Mona Ellum ..... Engineer  
Dan Frayne ..... Public/Consumer Advocate  
Johnnie Grant..... Public/Consumer Advocate  
Jacquelyn Hallum ..... Public/Consumer Advocate  
Yvette Jives..... Public/Consumer Advocate  
Savannah Lamb ..... Optometrist  
Lucy Lawrence ..... Social Worker  
Amy Lenell..... Pharmacist  
Elizabeth Lima ..... Psychologist  
Gregory Narron ..... Psychiatrist  
Martha Salyers ..... Public/Consumer Advocate  
David Thompson ..... Public/Consumer Advocate - Education  
Lee Anne Tucker..... Public/Consumer Advocate  
Amadeo Valdez ..... Dentist  
Steven Valeika ..... Veterinarian  
Linda Weldon ..... Nurse

## **Visit Our Offices:**

**40 Coxe Avenue**

**(Economic Services, Public Health Services, Veterans Services, WIC Services)**

**339 New Leicester Highway**

**(WIC Services)**

**35 Woodfin Street**

**(Social Work Services)**

**Call Us:**

**Economic Services**

**(828) 250-5500**

**Social Work Services**

**(828) 250-5500**

**Public Health Services**

**(828) 250-5000**

**Visit Our Webpage:**

**[www.buncombecounty.org/hhs](http://www.buncombecounty.org/hhs)**

**Follow us on Facebook**

**@bchhs**

*The purpose of Buncombe County Health and Human Services is to strengthen our communities by advancing health, safety, and opportunity.*

