

Expungement Services

Overview

Department Division: *Justice Services*

Contract Name: *Expungement FY22*

Supplier Name: *Pisgah Legal Services*

Funding Source: *County Funds*

Contract Period: *July 1, 2021 through June 30, 2022*

Reporting Frequency: *Quarterly*

Contract Synopsis: The goal of this contract is to reduce the risk for collateral consequences associated with having a criminal record. Those collateral consequences include access to employment, access to affordable housing, access to other community resources, and obtaining and maintaining business and occupational licensing. By compiling information and providing formal representation, Pisgah Legal Services and volunteer attorneys assist eligible participants through the expunction process within the Buncombe County court system. Eligible participants are individuals with certain misdemeanor and/or felony charges, convictions, or dismissals on the permanent criminal record in Buncombe County.

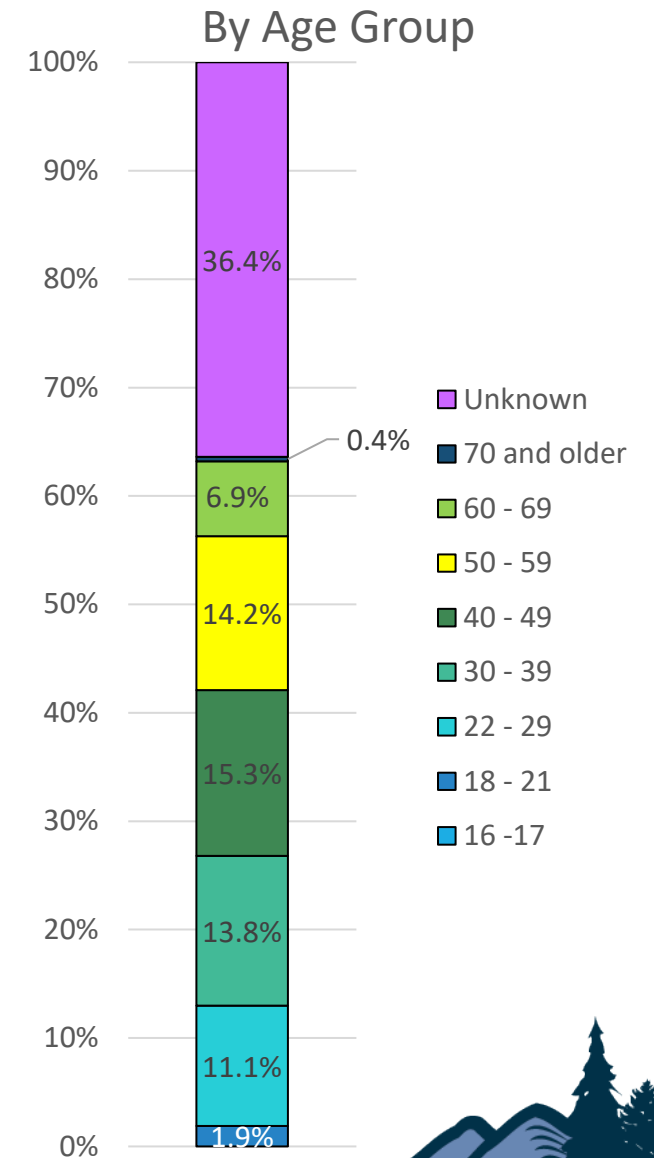
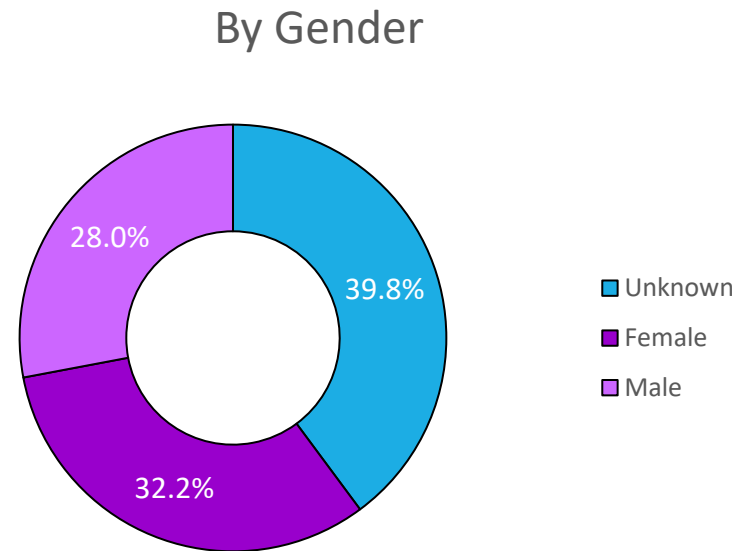
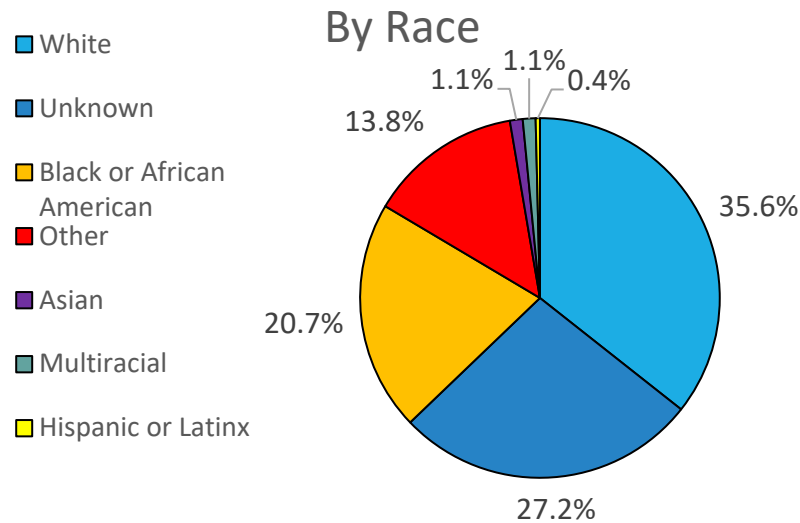
Reporting Highlights:

- *50 clients were able to obtain expungement during the reporting period.*



Who did we serve? Referrals

- Number of referrals: 261
 - By race:
 - 35.6% (93) identified as White
 - 20.7% (54) identified as Black or African American
 - 27.2% (71) were Unknown
 - 13.8% (36) identified as Other
 - 1.1% (3) identified as Asian
 - 1.1% (3) identified as Multiracial
 - 0.4% (1) identified as Hispanic or Latinx
 - By gender:
 - 39.8% (104) were unknown
 - 32.2% (84) identified as female
 - 28.0% (73) identified as male
 - By age group:
 - Of the known age groups 15.3% (40) were between 40 and 49 and 14.2% (37) were between 50 and 59.



Who did we serve? Screenings

- Number of screenings 128

- By race:

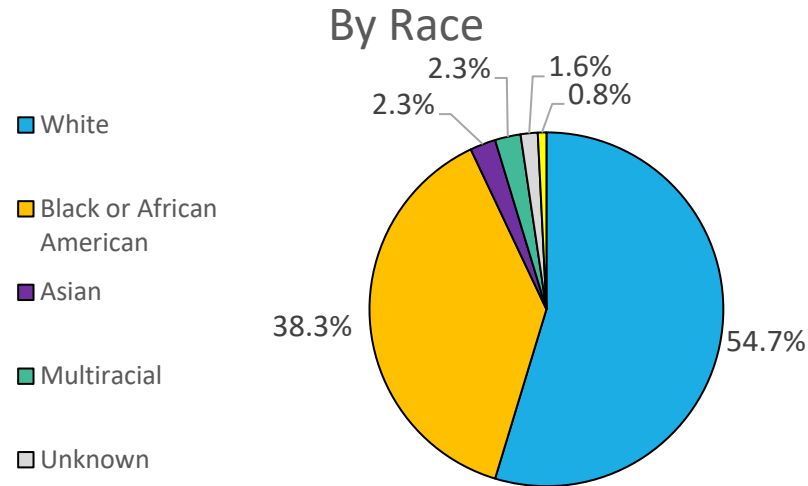
- 54.7% (70) identified as White
- 38.3% (49) identified as Black or African American
- 2.3% (3) identified as Asian
- 2.3% (3) identified as Multiracial
- 1.6% (2) were Unknown
- 0.8% (1) identified as Hispanic or Latinx

- By gender:

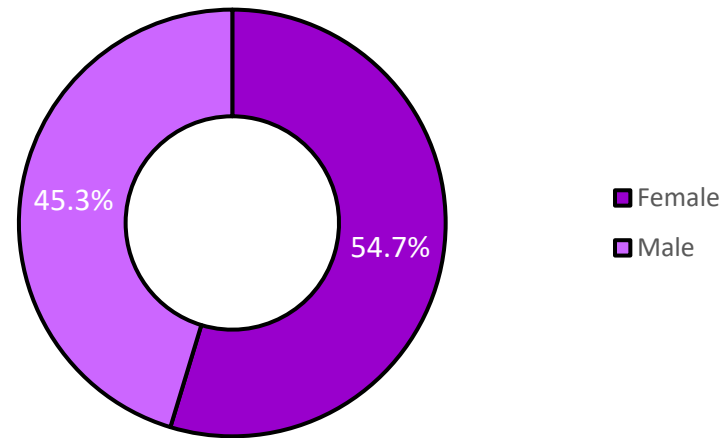
- 54.7% (70) identified as female
- 45.3% (58) identified as male

- By age group:

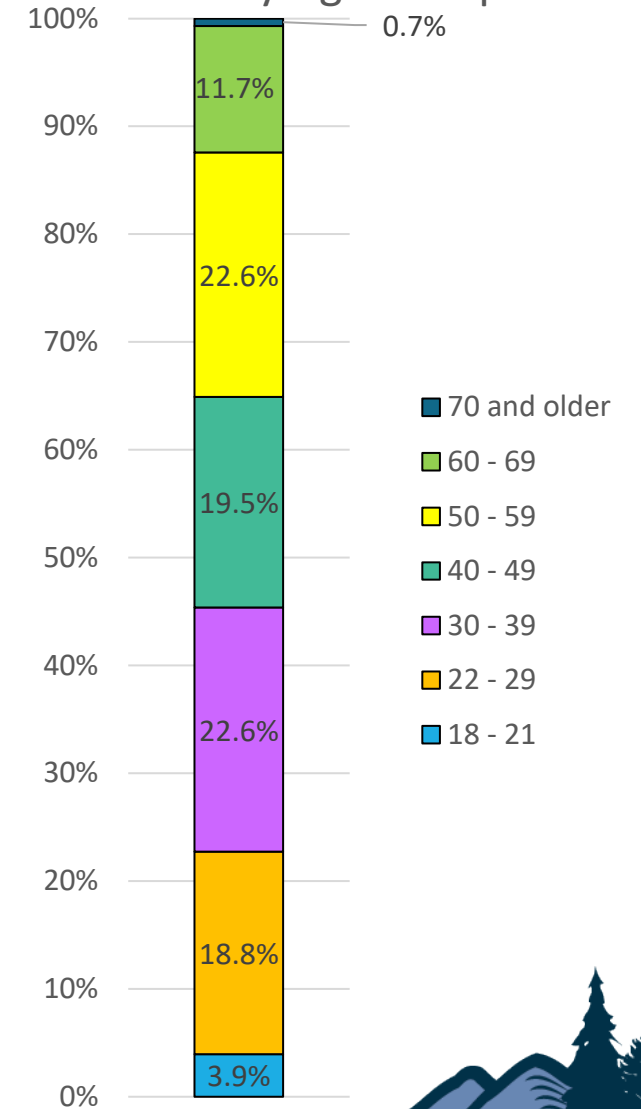
- 22.6% (29) were aged 30 to 39
- 22.6% (29) were aged 50 to 59
- 19.5% (25) were aged 40 to 49
- 18.8% (24) were aged 22 to 29
- 11.7% (15) were aged 60 to 69
- 3.9% (5) were aged 18 to 21



By Gender

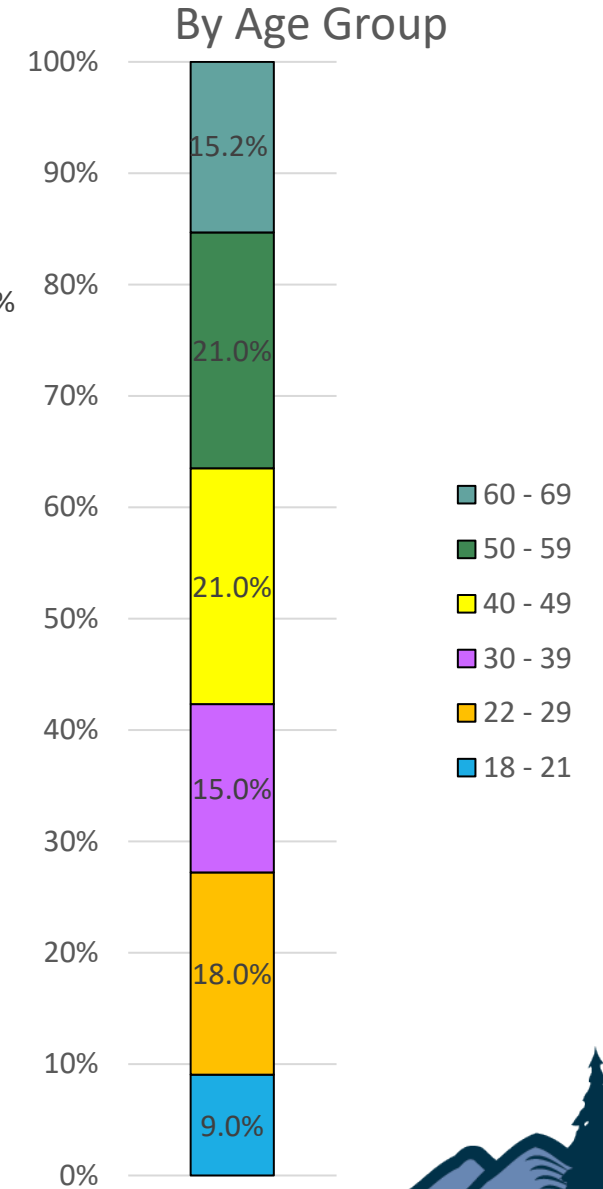
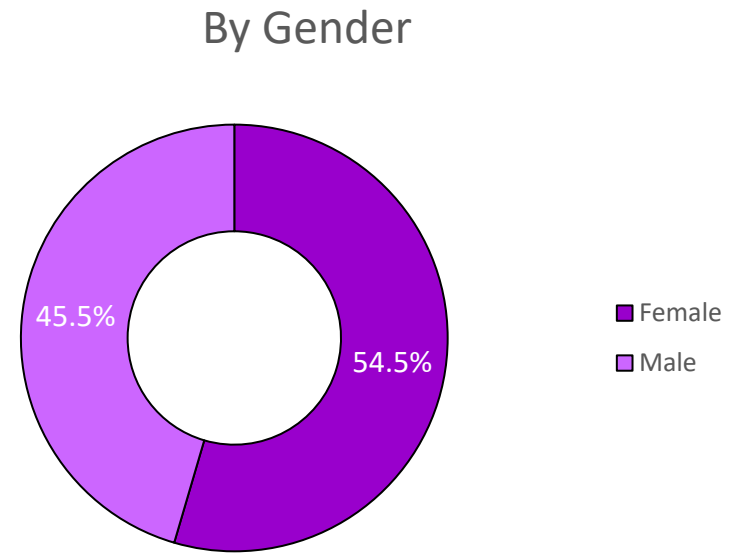
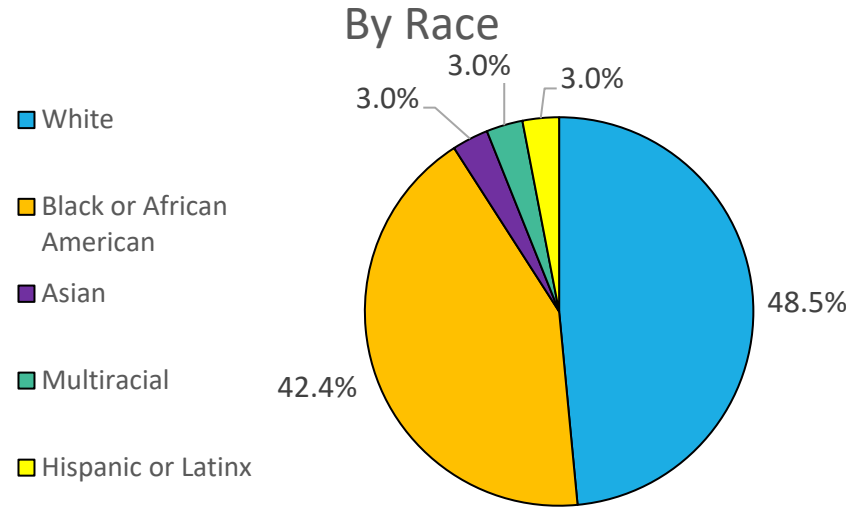


By Age Group



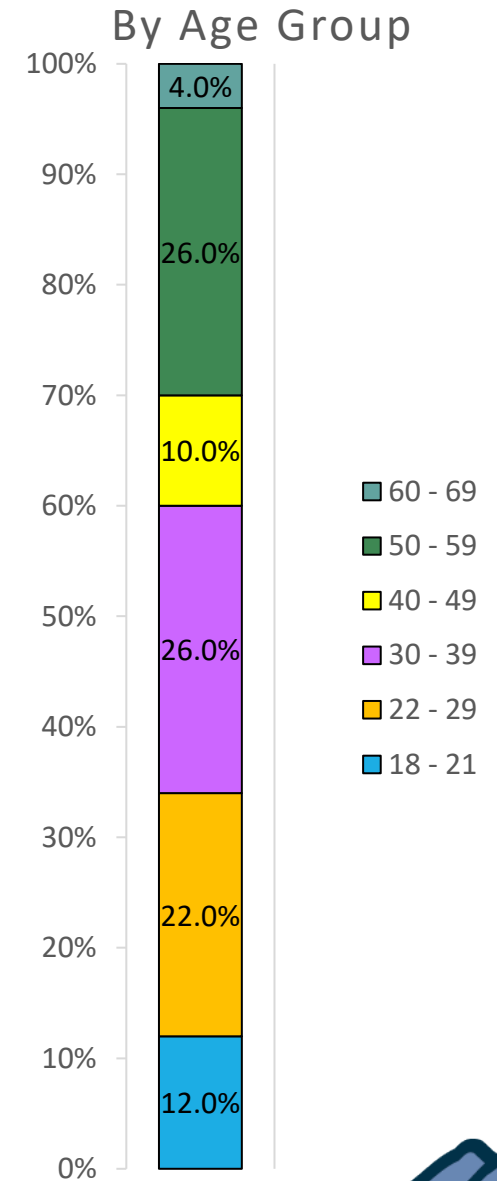
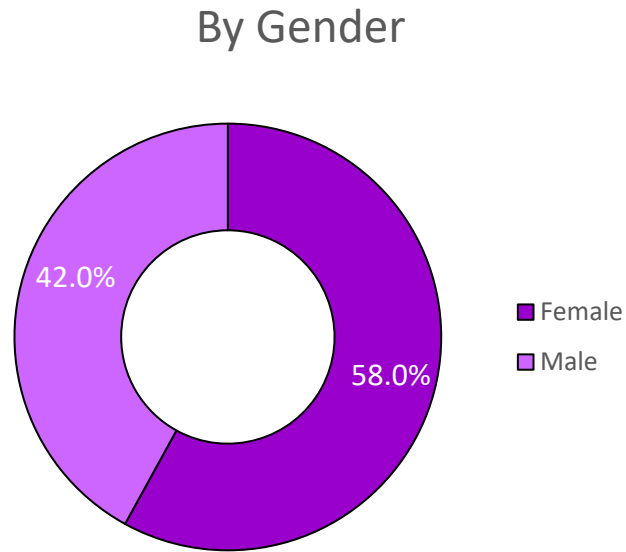
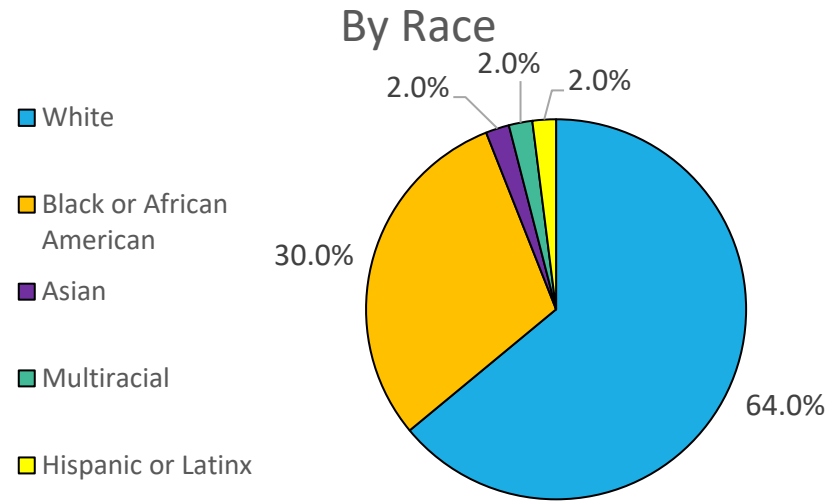
Is anyone better off?

- 33 clients were unable to obtain expungement
 - 45.5% (15) were unable to obtain expungement due to client ineligibility
 - 54.5% (18) were unable to obtain expungement due to client out of contact
- 48.5% (16) of those unable to obtain expungement identified as White, 42.4% (14) identified as Black or African American, while Asian, Multiracial, & Hispanic or Latinx accounted for 3% (1) each
- 54.5% (18) of those unable to obtain expungement identified as female while 45.5% (15) identified as male
- 21.0% (7) were between ages 40 to 49, 21.0% (7) were between ages 50 to 59, and 18% (6) were between ages 22 to 29



Is anyone better off?

- 50 clients obtained expungement
 - 64% (32) identified as White, 30% (15) identified as Black or African American, 2% (1) identified as Asian, 2% (1) identified as Multiracial, and 2% (1) identified as Hispanic or Latinx
 - 58% (29) identified as female and 42% (21) identified as male
 - 52% (26) were between the ages of 30 to 39 and the ages of 50 to 59 while 22% (11) of those who obtained expungement were between the ages of 22 through 29



How well did we do it?

- Total outreach sessions during time period: 16
- Total number of volunteers trained to provide service: 70
- Total value of volunteer time: \$71,488
- Average number of days from application to expungement: 75
- Number of volunteer attorneys who handled cases of income-eligible clients who qualify for expunctions: 20
- Number of cases handled by volunteer attorneys: 218
- Average number of hours per month worked at the Justice Resource Center: 19

