



Buncombe Partnership for Children

a partner in the
smart start network



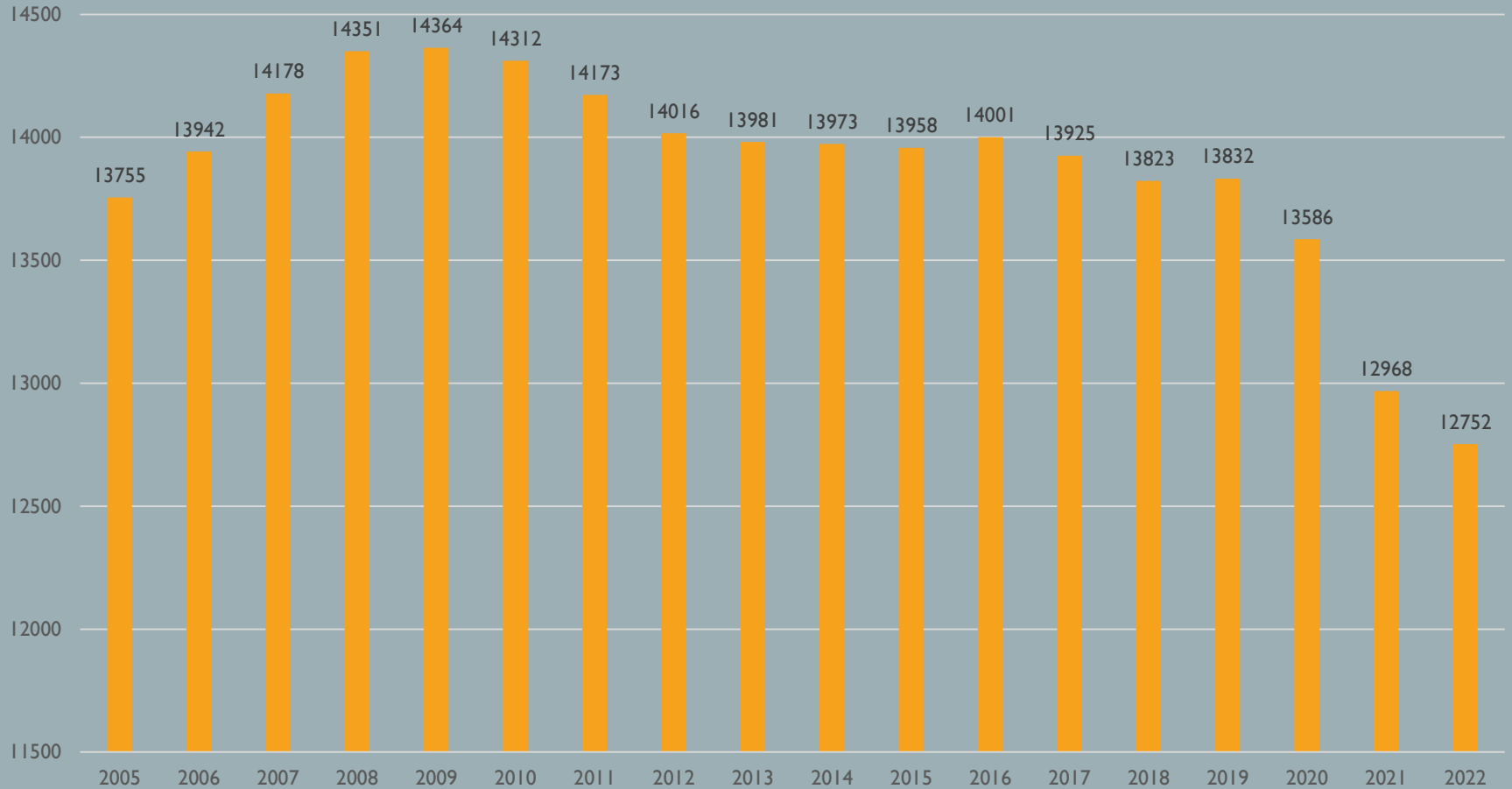
THE STATE OF CHILD CARE
IN BUNCOMBE COUNTY
SEPTEMBER 2022



OVERVIEW

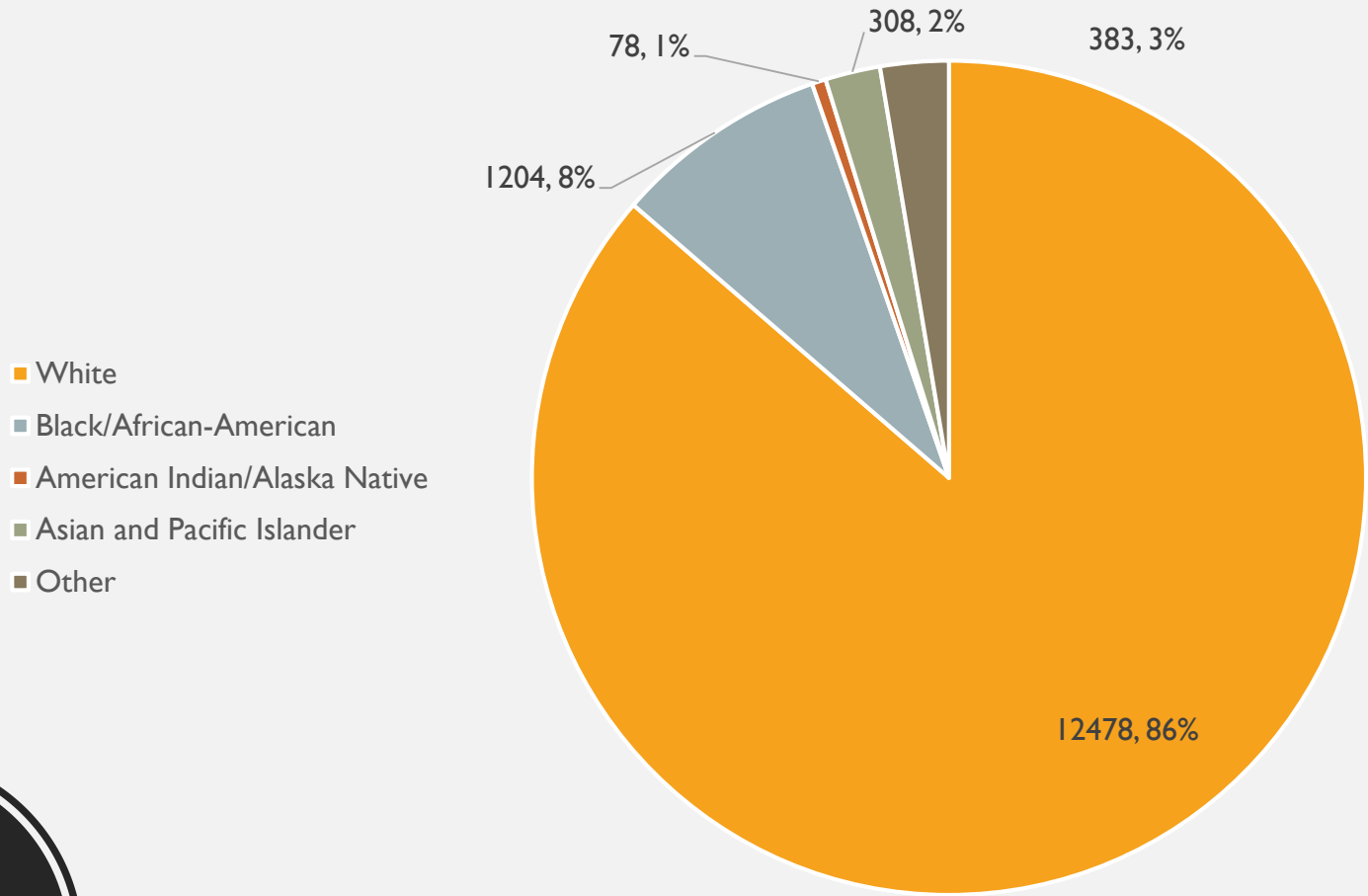
- Child Demographics
- Types of Care
- COVID Response
- Quality
- Availability
- Affordability
- Workforce
- Child Health

Buncombe Child Population



Current number of children birth through 5 years old (and not age eligible for kindergarten) = 12,752

Buncombe children age 0-5 by race, 2022



Latinx
population
under age
6 = 14.5%

Buncombe child poverty =
17.4%



Children in Care		Infants	1 yr olds	2 yr olds	3 yr olds	4 yr olds	5 yr old PS	Total
A	Children in licensed care	174	387	590	893	1122	506	3,672
B	Total available child population	2338	2323	2383	2459	2430	819	12,752
C	% of all children served (A/B)	7%	17%	25%	36%	46%	62%	29%
D	# of children not being served (does not imply need) B-A)	2,164	1,936	1,793	1,566	1,308	313	9,080



TYPES OF EARLY CARE & EDUCATION

All care is regulated by NC Division of Child Development and Early Education (NC DCDEE):

- Licensed programs (more than 4 hours)
- Part-day, unlicensed regulated programs (4 hours or less)

Types of licensed programs (ages 0-5):

- Child Care Centers - 83
- Family Child Care Homes (FCCH) – 11
- Afterschool only licensed programs (ages 5-12) – 17
- Total licensed programs (0-12) - 111

Publicly-funded programs that make care more affordable for parents:

- Head Start (3- to 5-year-olds)
- Early Head Start (0- to 2-year-olds)
- NC Pre Kindergarten (4-year-olds)

COVID-19 IMPACT

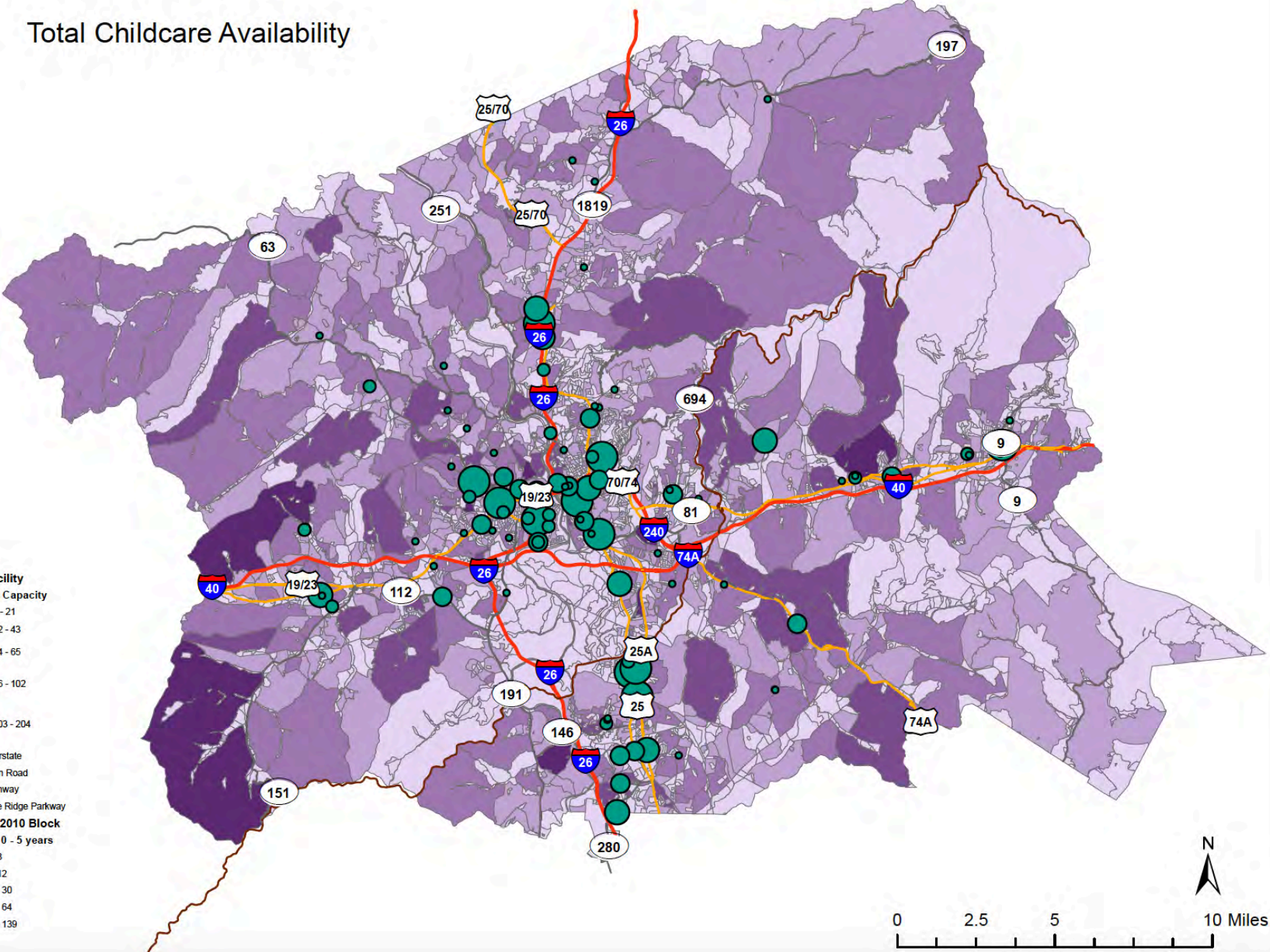
Child care was identified as an essential service under the Stay Home, Stay Safe order. Centers that wished to remain open and agreed to meet updated health, safety and operational guidelines applied to NC DCDEE to remain open or reopen following a short closure. Enrollment continues to remain low due to workforce shortages. DCDEE continues to provide stabilization grants for salary increases.

	Feb-20	May-20	Sept-22	% change
Children enrolled (ages 0-12)	5473	921	4699	-16%
# facilities (serving ages 0-12)	113	54	111	-1%



Total Childcare Availability

- ECE Facility**
Total 0-5 Capacity
- 4 - 21
 - 22 - 43
 - 44 - 65
 - 66 - 102
 - 103 - 204
- Interstate
 — Main Road
 — Highway
 — Blue Ridge Parkway
- Census 2010 Block**
Children 0 - 5 years
- 0 - 3
 - 4 - 12
 - 13 - 30
 - 31 - 64
 - 65 - 139



QUALITY

How is quality defined in NC?

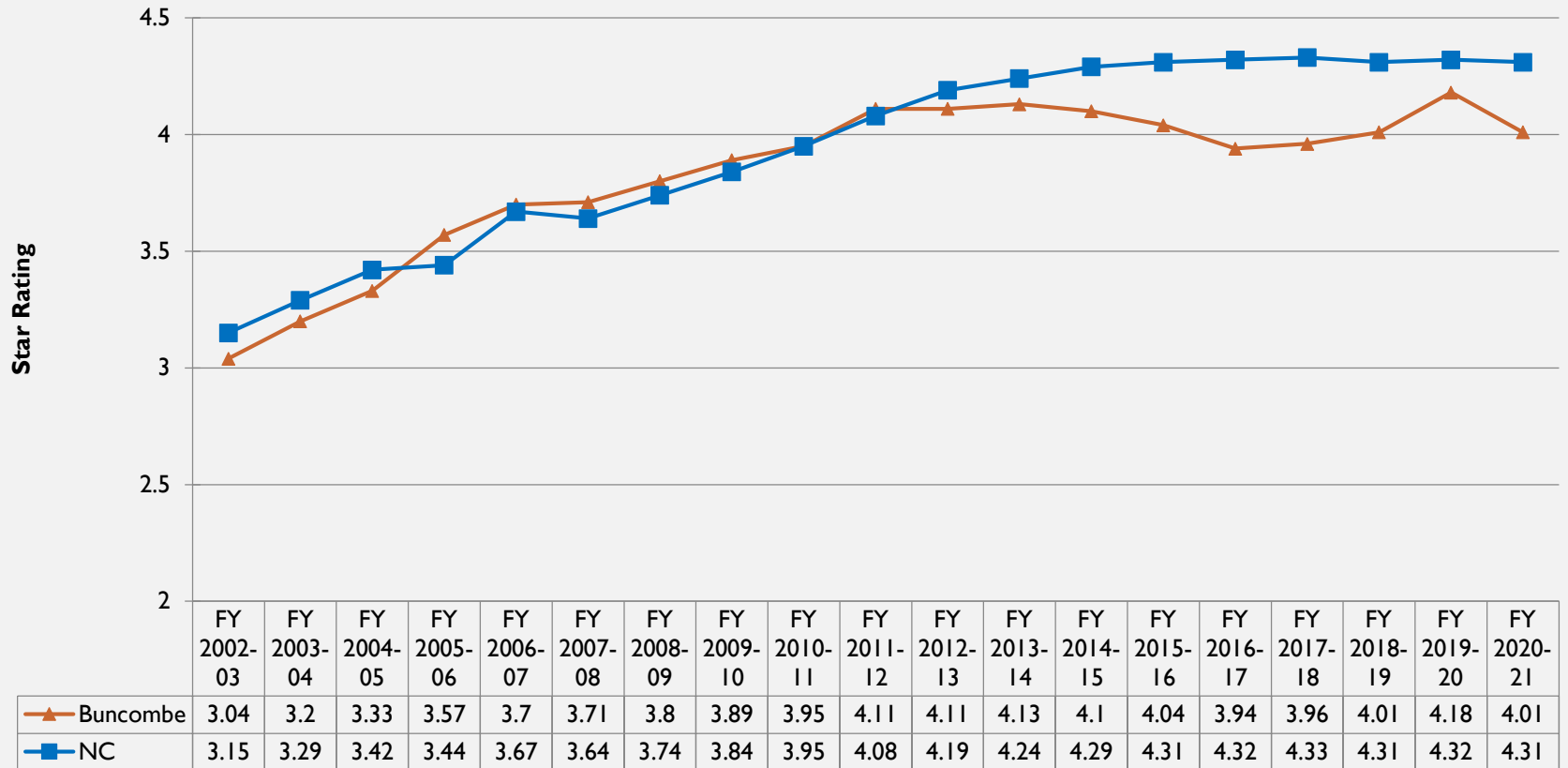
- North Carolina uses a Quality Rating Improvement System (QRIS), which has a 1-5 star scale.
- 4- and 5-star-rated programs are considered high quality in NC.
- This scale is made up of two components:
 - 1) Staff Education
 - 2) Program Standards
- Program standards are measured by NC Division of Child Development and Early Education using the Environment Rating Scale assessment every three years.
- Religious-sponsored programs (GS110s) do not receive a rating, unless they choose to apply.
- The QRIS system is voluntary. Licensed facilities may choose to opt-out and receive a one-star rating.



CHILD CARE QUALITY

PLA40a – Buncombe meets minimum standard

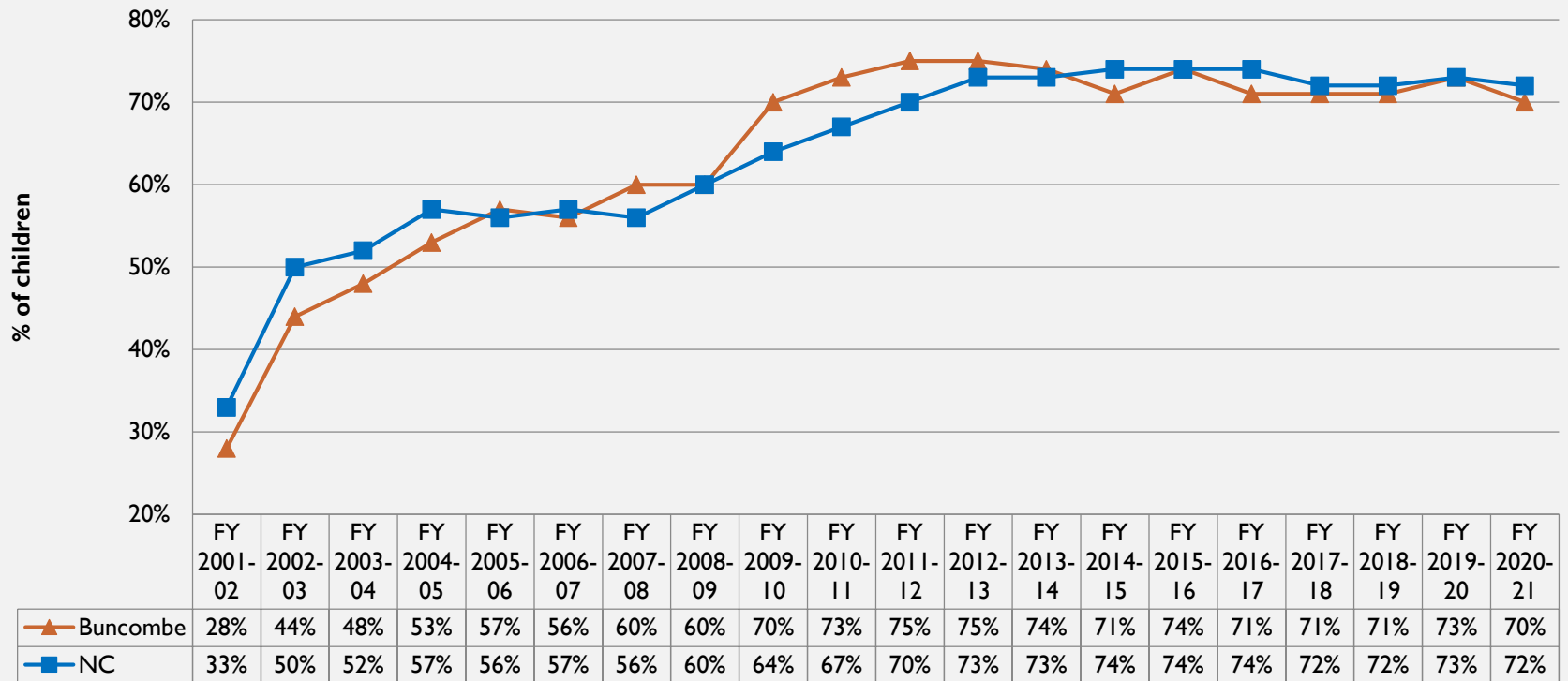
Average Star Rating - All Children



CHILD CARE QUALITY

PLA40b – Buncombe meets minimum standard

Children in High Quality Care - All Children



HOW TO FIND CARE?

New shared marketing platform for public preschool registration:

<https://buncombepfc.org/preschool/>

www.Buncombeprek.com

Division of Child Development and Early Education (DCDEE) website

<https://ncchildcare.ncdhhs.gov/childcaresearch>

Mountain Child Care Connections

[877-752-5955](tel:877-752-5955)

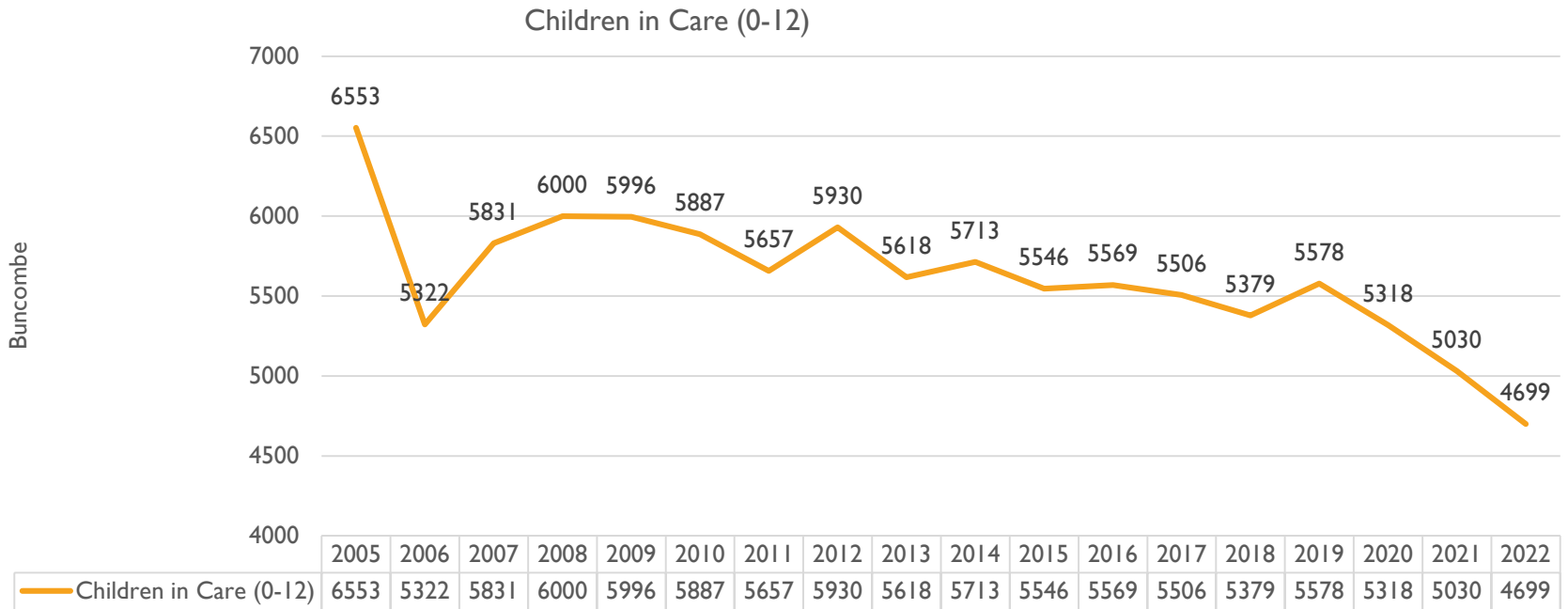
[Search online here \(you must create an account\)](#)

Word of mouth/
recommendations from friends
and family



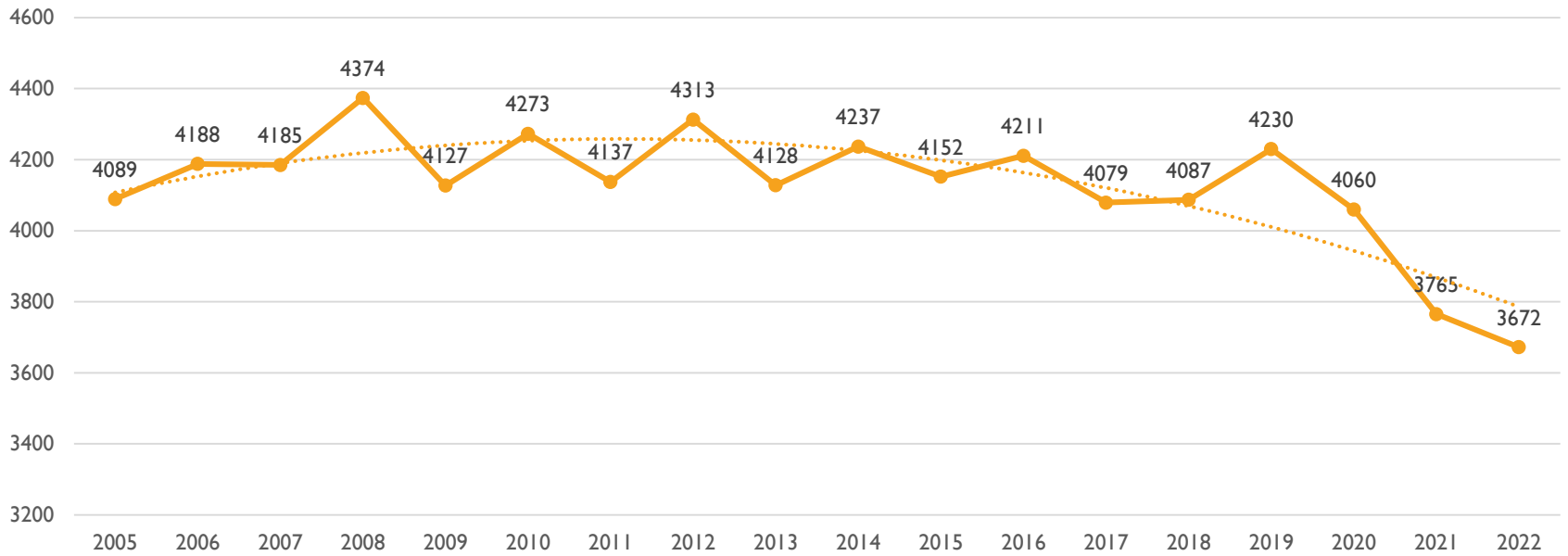
Report Date	Center			Home			Total Employees	Total Children	Total Facilities
	Employees	Children Served	# of facilities	Employees	Children Served	# of facilities			
Sep-05	860	6261	125	63	292	47	923	6553	172
Sep-06	788	5041	121	57	281	48	845	5322	169
Sep-07	938	5583	120	51	248	43	989	5831	163
Sep-08	1144	5753	117	44	247	44	1188	6000	161
Sep-09	1057	5761	116	47	235	38	1104	5996	154
Sep-10	1028	5666	114	38	221	34	1066	5887	148
Sep-11	994	5444	113	43	213	33	1037	5657	146
Sep-12	1043	5720	113	49	210	34	1092	5930	147
Sep-13	1010	5432	109	40	186	30	1050	5618	139
Sep-14	1087	5521	108	44	192	31	1131	5713	139
Sep-15	1003	5380	106	41	166	27	1044	5546	133
Sep-16	1101	5408	107	37	161	27	1138	5569	134
Sep-17	984	5376	105	27	130	21	1011	5506	126
Sep-18	995	5282	101	18	97	16	1013	5379	117
Sep-19	1008	5497	99	17	81	15	1025	5578	114
Sep-20	927	5239	99	16	79	14	943	5318	113
Sep-21	848	4971	101	14	59	13	862	5030	114
Sep-22	823	4637	100	13	62	11	836	4699	111

AVAILABILITY OVER TIME - LICENSED FACILITIES (AGES 0-12)



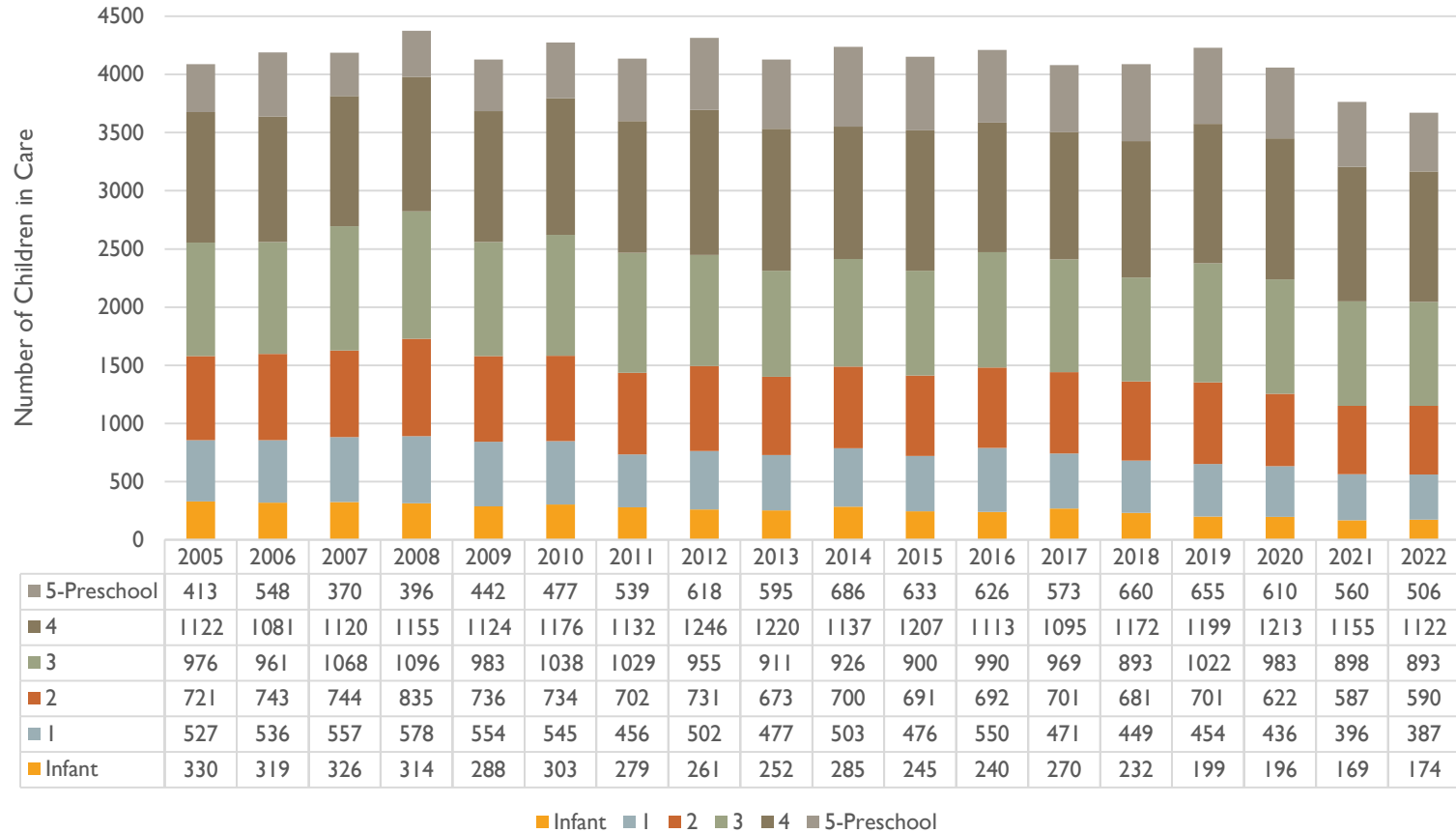
BUNCOMBE ENROLLMENT OVER TIME IN LICENSED FACILITIES (AGES 0-12)

Total Children Served (0-5)

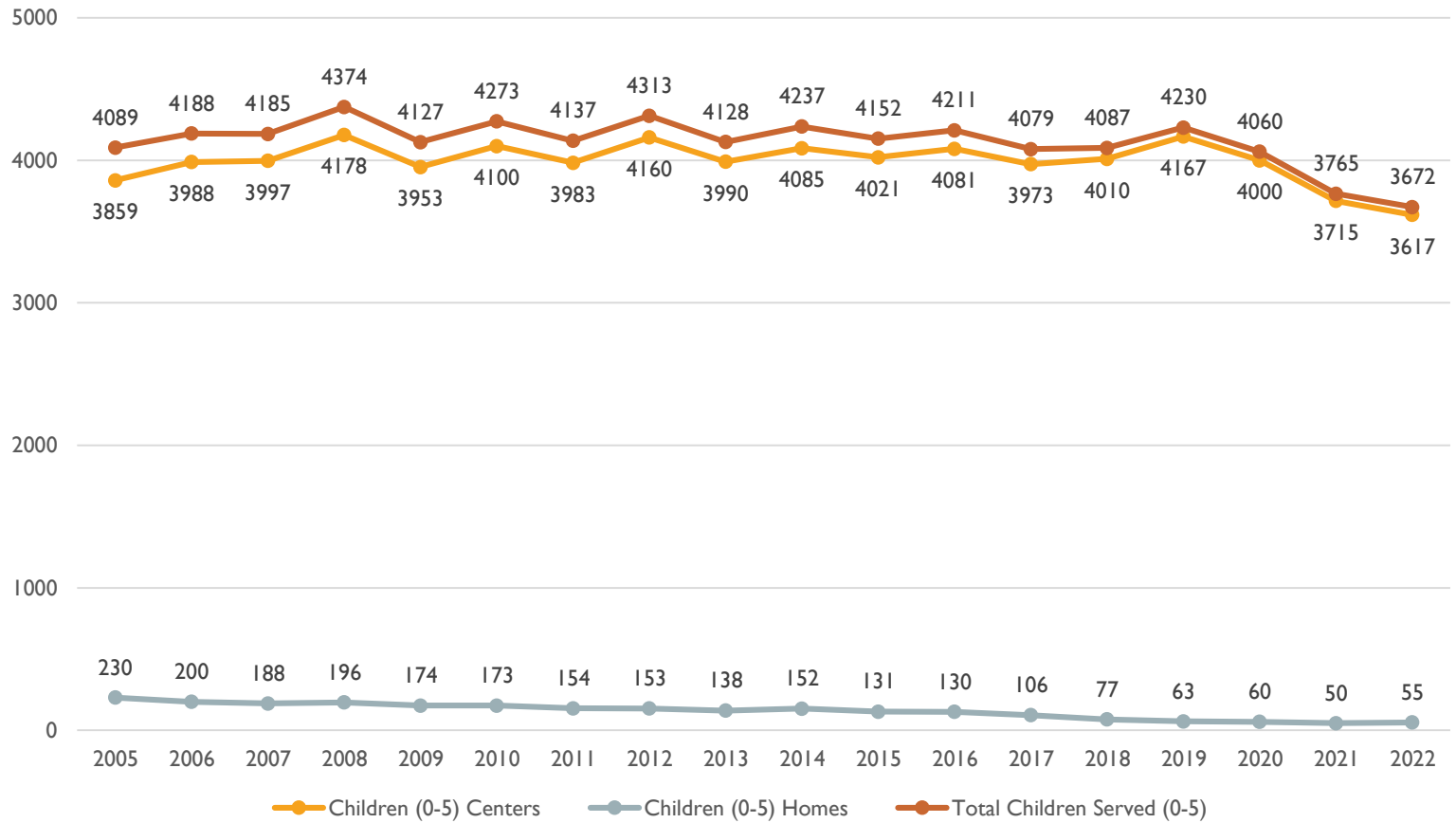



BUNCOMBE ENROLLMENT OVER TIME IN LICENSED FACILITIES (AGES 0-5)

Buncombe County Children in Care (0-5) by age



Children in Care by Facility Type (birth-5)





SLOTS AVAILABLE BY SHIFT

More and more parents are finding employment that doesn't adhere to the standard Monday-Friday, 9-to-5 work schedule. Besides working outside of normal business hours, a subsection of these parents may also work hours that vary week to week. Despite the growing need for nonstandard-hours care, there has been very little research on how states and communities are supporting families in this situation.

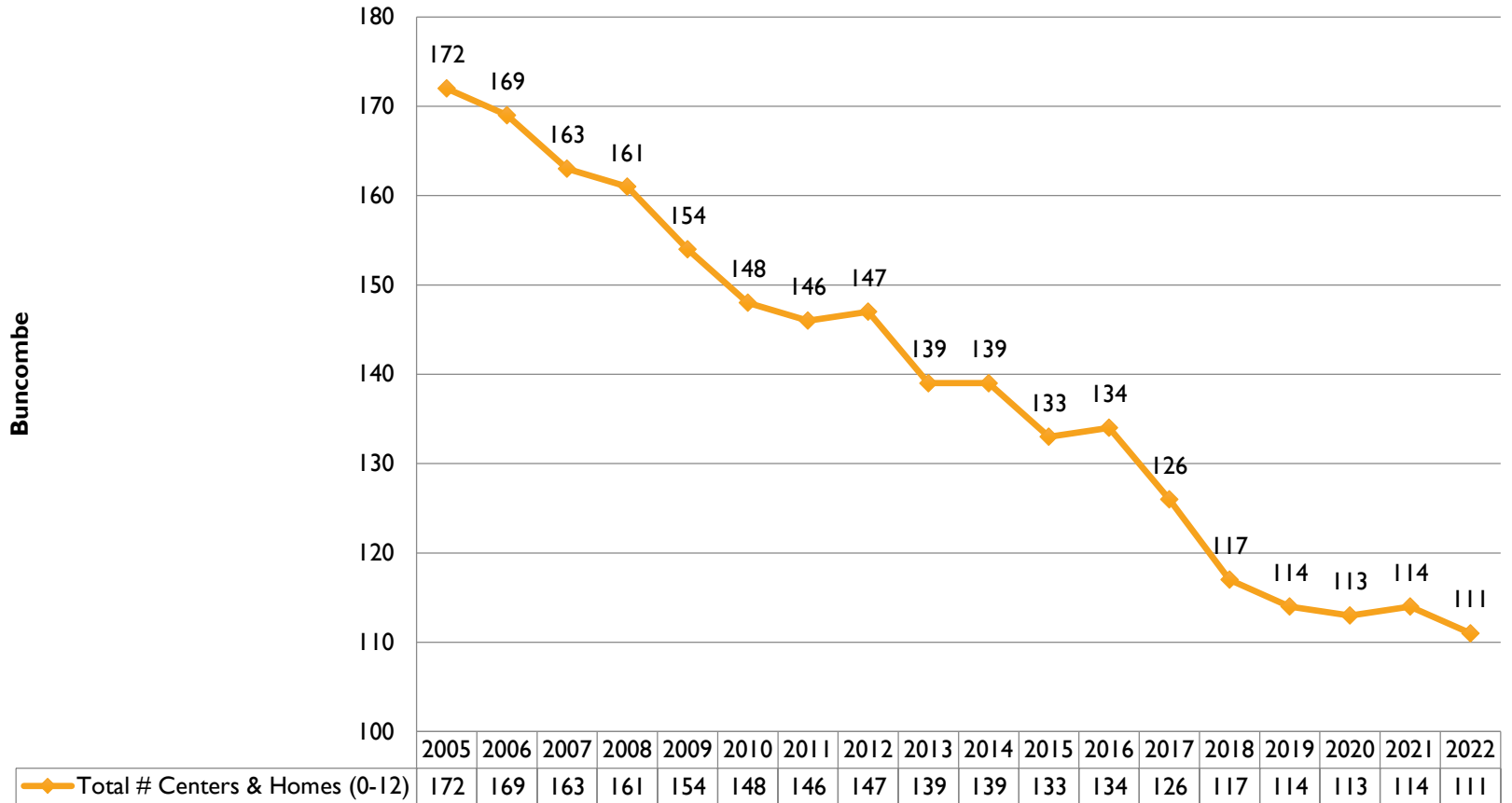
In Buncombe County:

5 family child care homes are licensed to serve a total of **40** children during second shift

0 family child care homes are licensed to serve children during third shift.

During the month of September 2022, the most recent report available, **zero** children were being served with second shift care.

Licensed Facilities Over Time (ages 0-12)



AFFORDABILITY

- In NC, the average annual cost of center based care for an infant is \$9,254 and \$7,412 in a family child care home.
- There are several options to help families pay for care if they meet income eligibility and other guidelines, including Early Head Start, Head Start, NC Pre-Kindergarten, and child care subsidies. Detailed information is available [here](#).
- Parents receiving child care subsidies must pay parent fees of 10% of family gross income and the difference between the voucher reimbursement rate and the advertised cost of the slot, or the differential rate.
- Wrap-around care (extended hours before or after the official program hours) is an additional cost to families and may not be available depending on the program site, sometimes making care difficult for working parents.



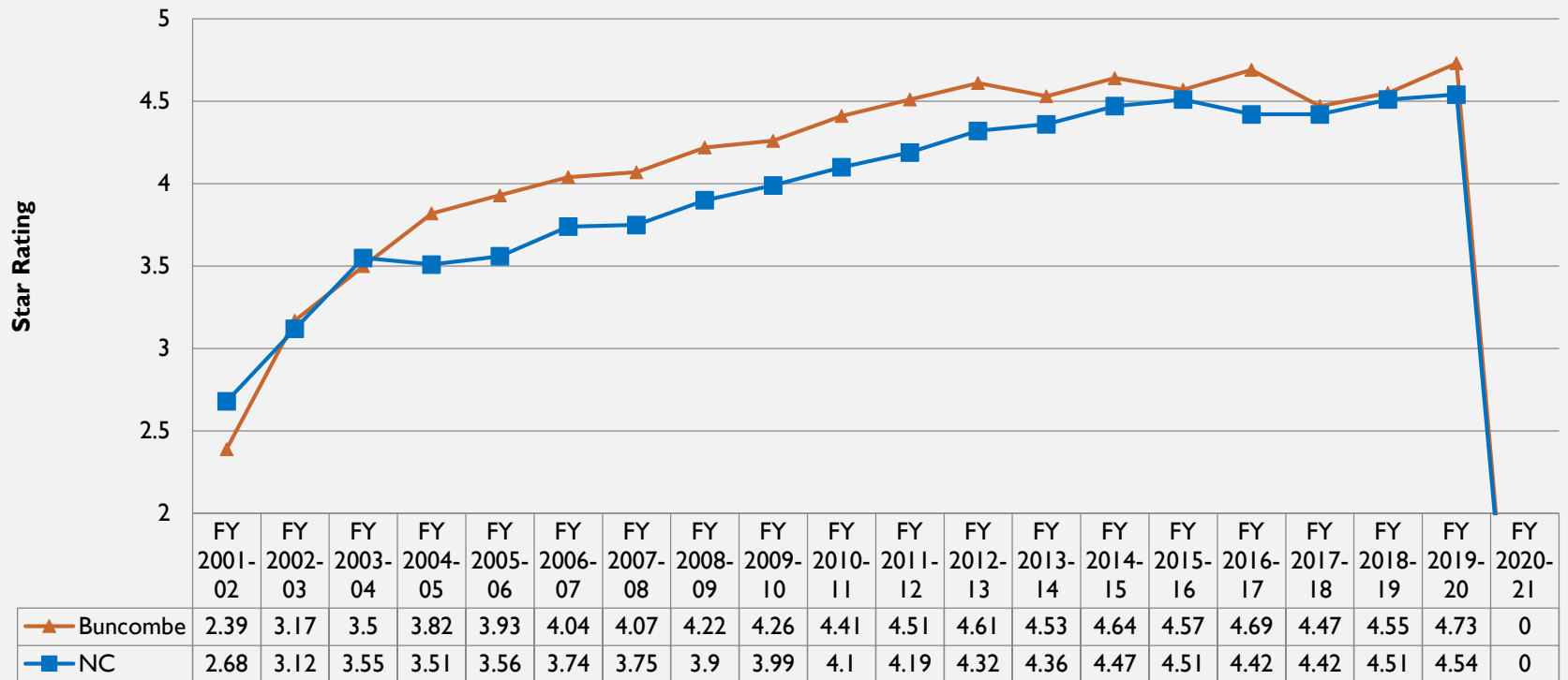
Facility	Age Served	One Star	Two Star	Three Star	Four Star	Five Star
Child Care						
Center	Infant-Toddler Rate	\$ 379	\$ 398	\$ 715	\$ 793	\$ 922
	2 Year Old Rate	\$ 356	\$ 374	\$ 706	\$ 762	\$ 854
	3-5 Year Old Rate	\$ 335	\$ 351	\$ 730	\$ 747	\$ 775
Family Child						
Care Home	Infant Rate	\$ 379	\$ 398	\$ 788	\$ 877	\$1,022
	1 Year Old Rate	\$ 379	\$ 398	\$ 784	\$ 874	\$1,023
	2 Year Old Rate	\$ 356	\$ 374	\$ 776	\$ 804	\$ 833
	3-5 Year Old Rate	\$ 335	\$ 351	\$ 733	\$ 817	\$ 957

**BUNCOMBE SUBSIDY MARKET
RATES (AS OF SEPT. 30)**

Child Care Quality

- PLA50a – Buncombe 20-21 data is not yet available

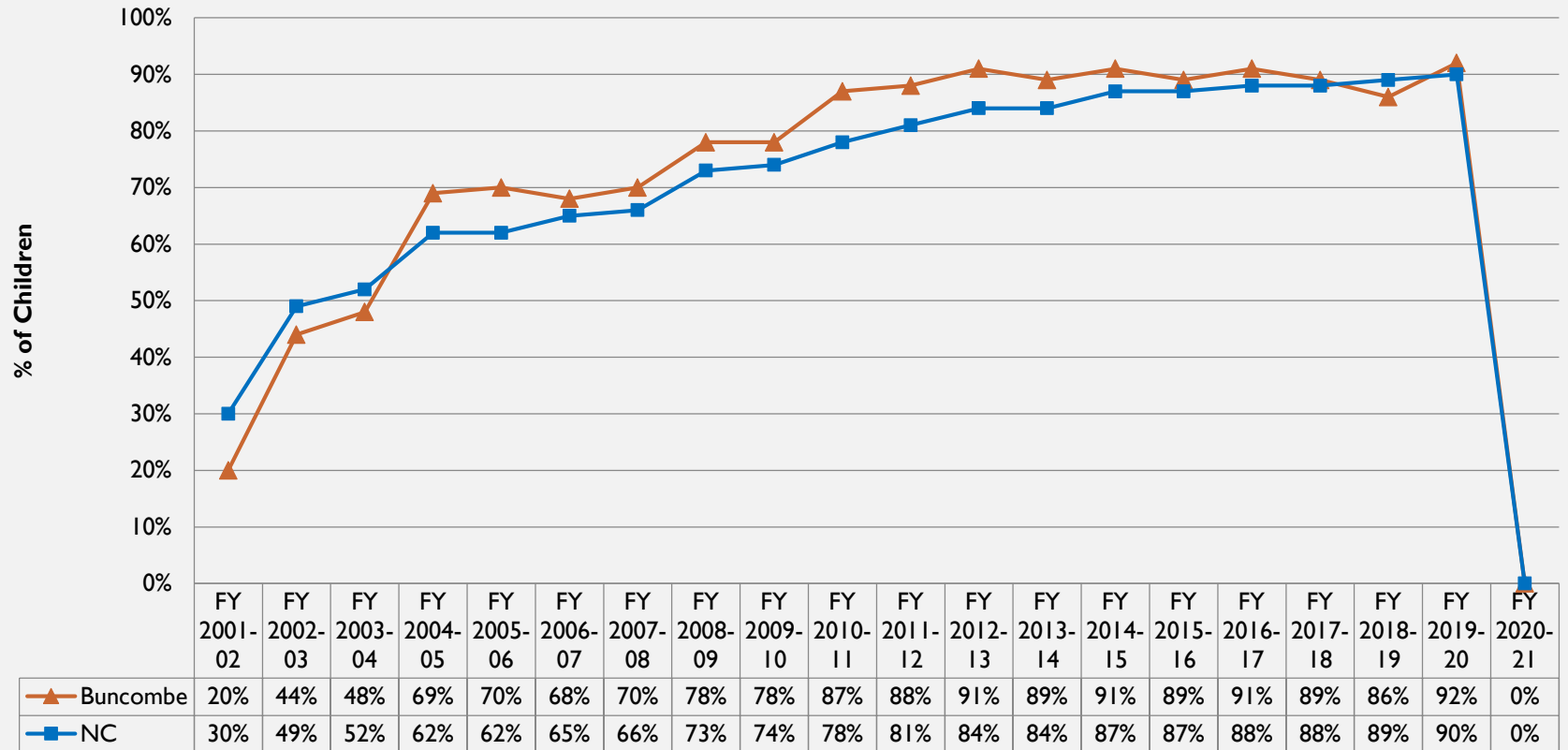
Average Star Rating - Subsidy



CHILD CARE QUALITY

PLA50b – Buncombe 20-21 data is not yet available

Subsidized High Quality Care

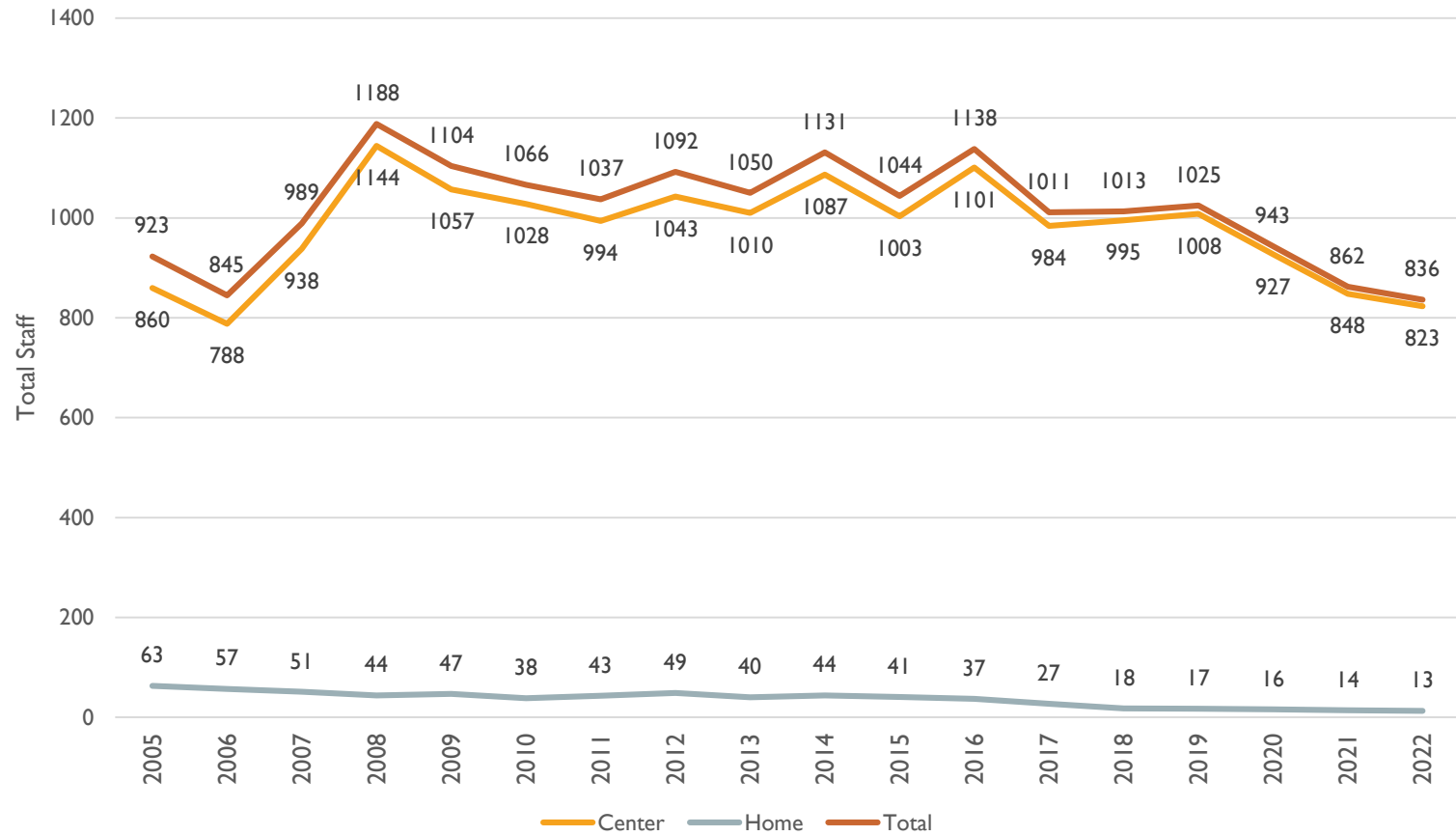


THE BUNCOMBE WORKFORCE – BY THE NUMBERS

- Number of teachers = 699
- Number of administrators = 103
- Number of support staff = 33
- On average, the early care and education teaching staff made \$13.37 per hour and directors made \$24.00 per hour.
- WAGE\$ salary supplement program participants = 110 teacher/administrators in 49 facilities
- Turnover rate of WAGE\$ recipients = 18%
- TEACH Early Childhood scholarship program = 73 participants in 26 facilities
- Facilities receiving unrestricted Smart Start grants from Buncombe Partnership for Children to maintain high quality = 66



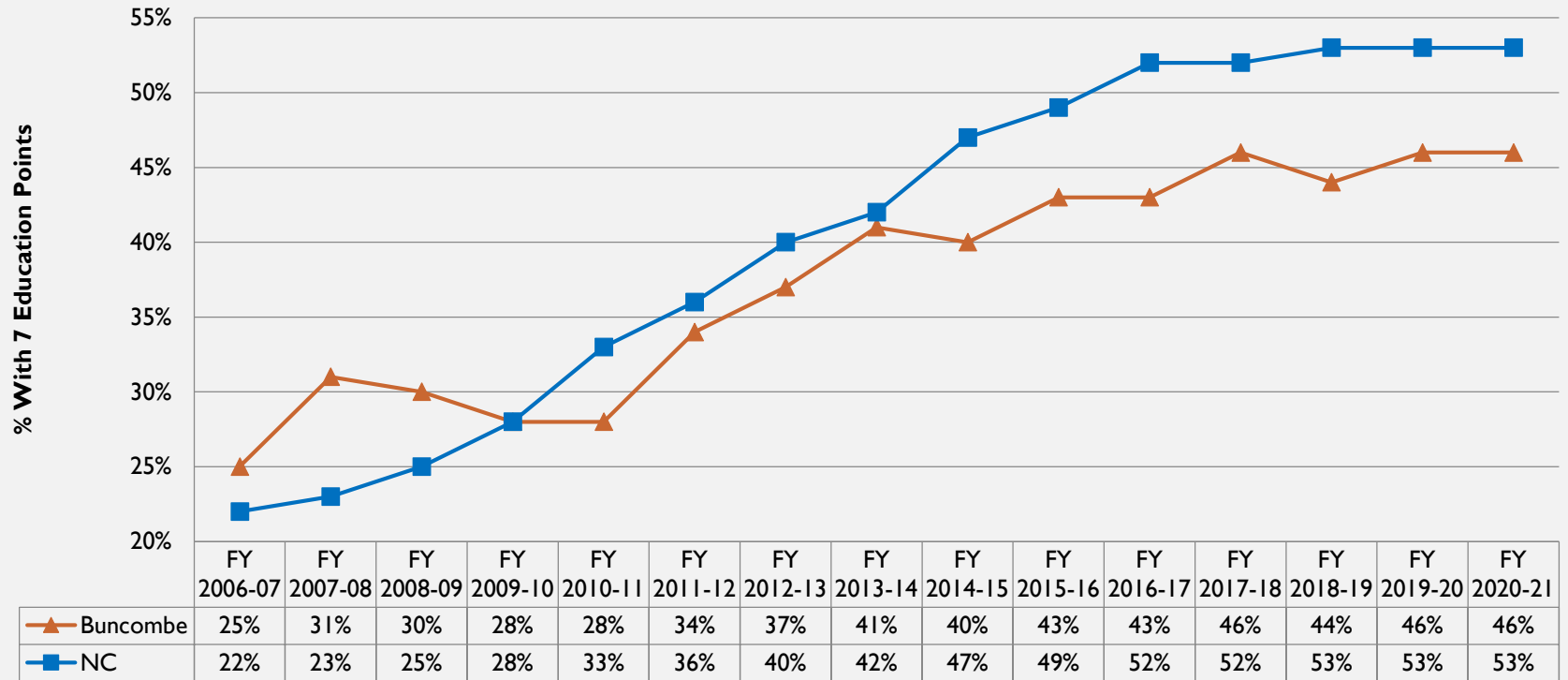
ECE Workforce



EDUCATION

EDU10 – Buncombe is below minimum standard

Lead Teacher Education

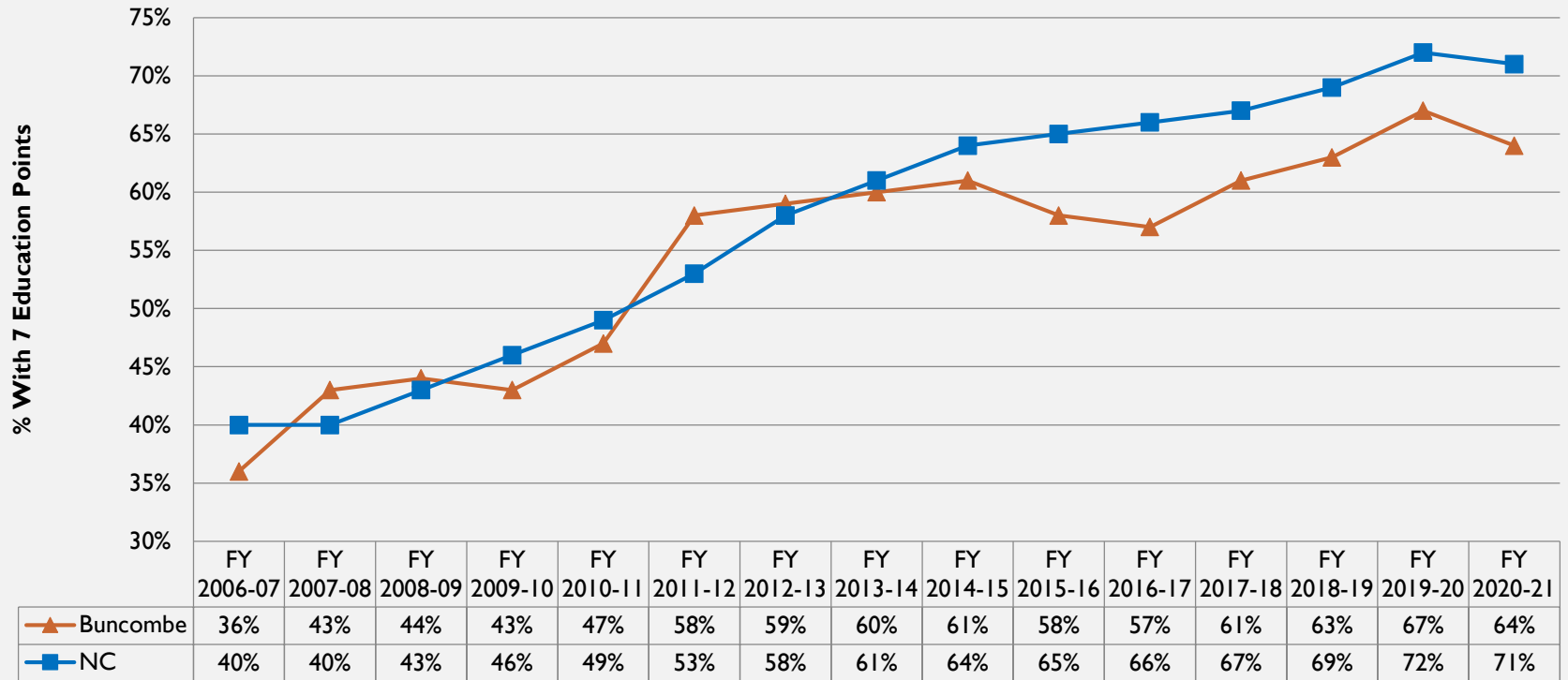


Percent of children enrolled in 1-5 star centers that have at least 75% of lead teachers with associate's degrees

EDUCATION

EDU20 – Buncombe meets minimum standard

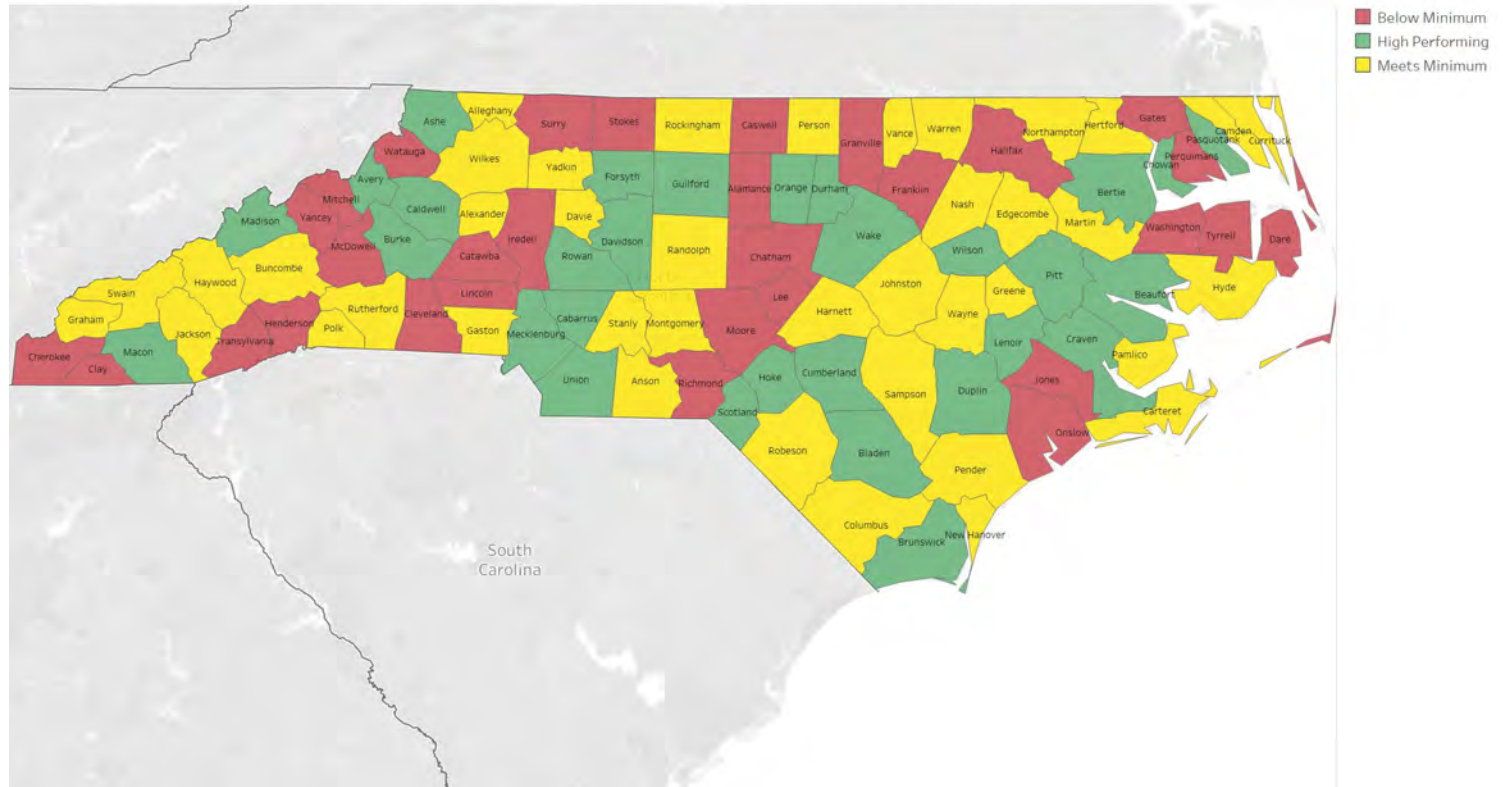
Administrator Education



Percent of children enrolled in 1-5 star centers that have directors with BA degrees in Early Education or BA in unrelated field and 18+ semester hours in early childhood

EDU20 FY 20-21

Percent of Children Enrolled in 1-5 Star Centers That Have Directors with College Degrees



CHILDREN WITH SPECIAL HEALTHCARE NEEDS

A variety of support programs are available for families based on child eligibility and age, including:

- Children's Developmental Services Agency
- Exceptional Children's Program
- Child Care Health Consultants
- The SUNSHINE Project
- Family Support Network

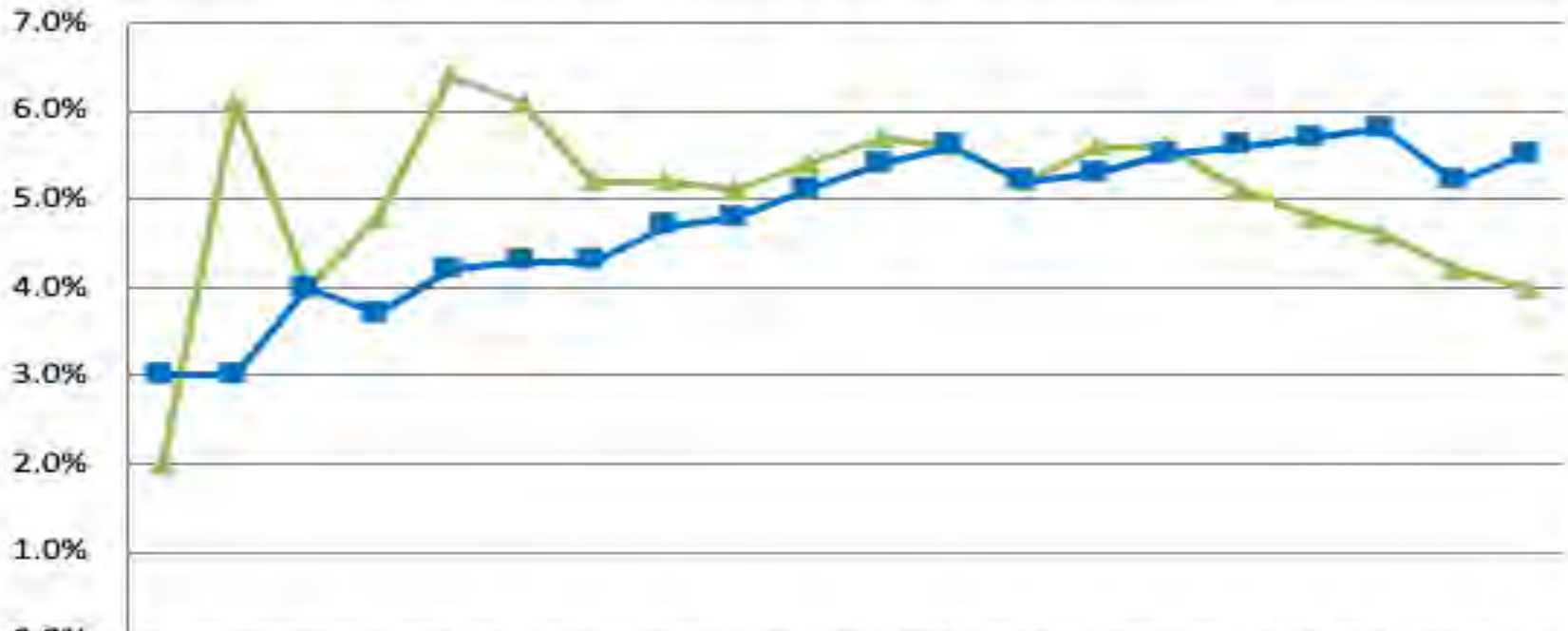


HEALTH

HI0a – Buncombe is within the expected range

Early Intervention (ages 0-2)

% Total population identified and served



— Buncombe

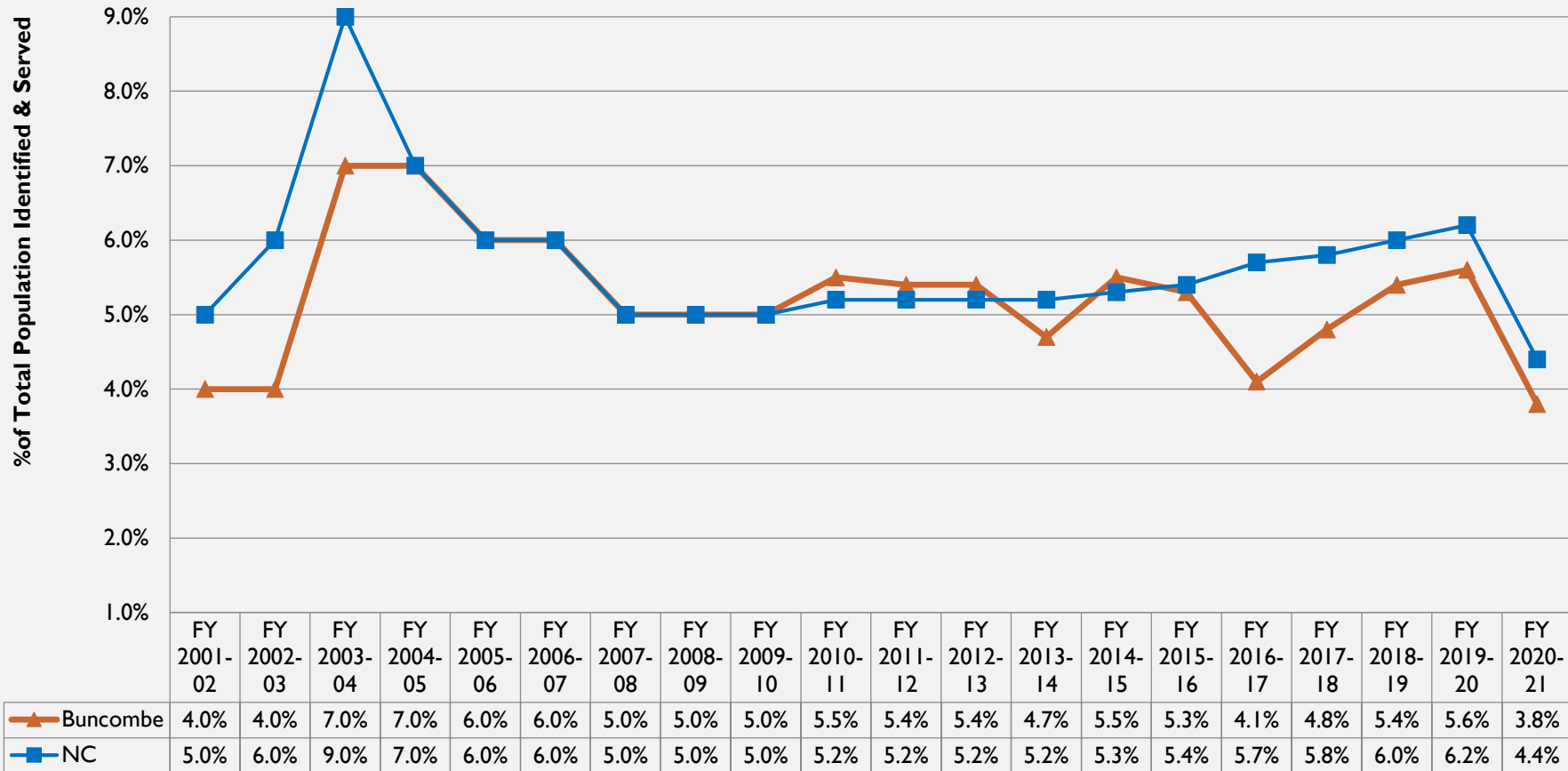
— NC

FY	FY	FY	FY	FY	FY	FY	FY	FY	FY	FY	FY	FY	FY	FY	FY	FY	FY	FY	FY	FY
2001-02	2002-03	2003-04	2004-05	2005-06	2006-07	2007-08	2008-09	2009-10	2010-11	2011-12	2012-13	2013-14	2014-15	2015-16	2016-17	2017-18	2018-19	2019-20	2020-21	2021-22
2.0	6.1	4.0	4.8	6.4	6.1	5.2	5.2	5.1	5.4	5.7	5.6	5.2	5.6	5.6	5.1	4.8	4.6	4.2	4.0	
3.0	3.0	4.0	3.7	4.2	4.3	4.3	4.7	4.8	5.1	5.4	5.6	5.2	5.3	5.5	5.6	5.7	5.8	5.2	5.5	

HEALTH

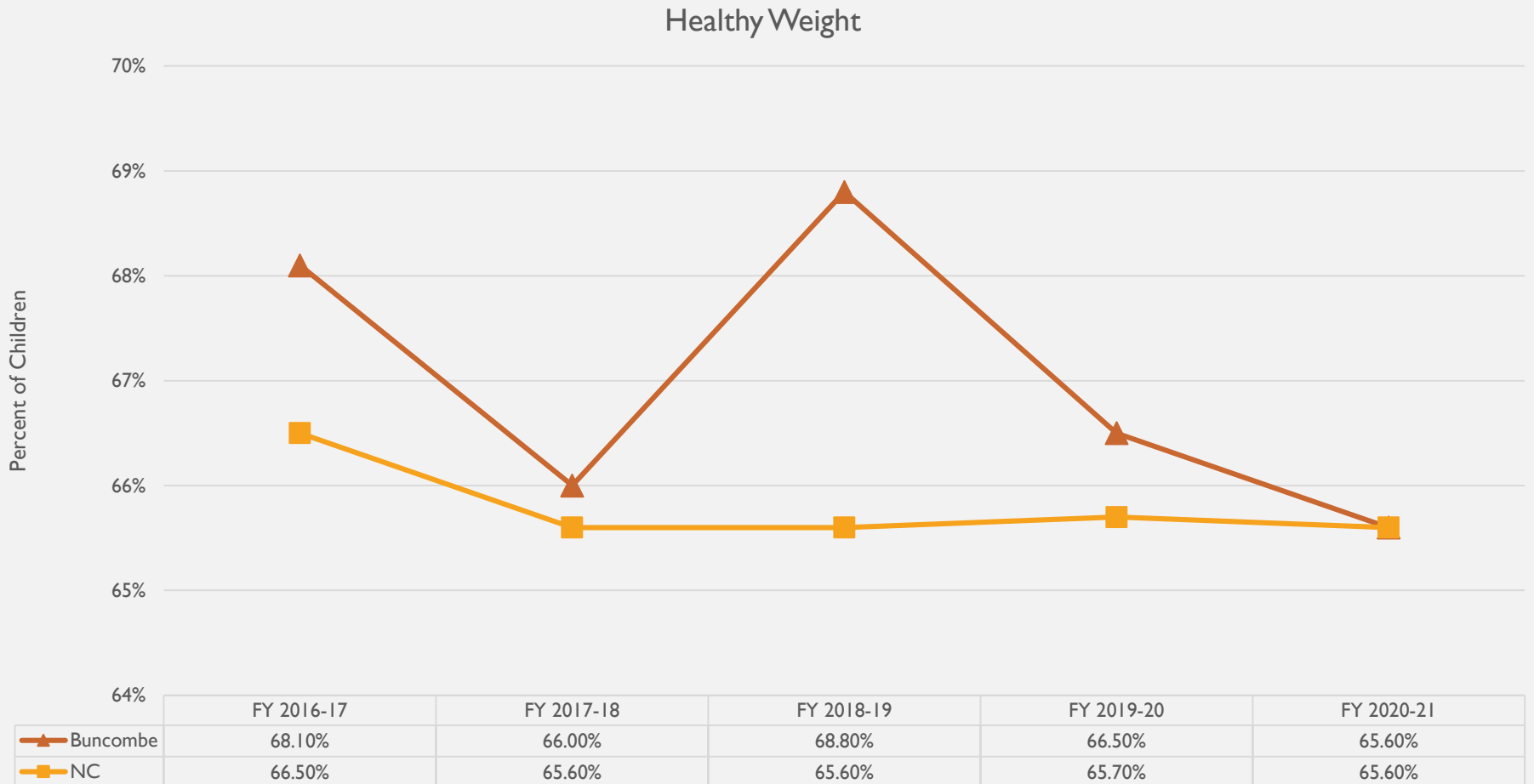
H10b – Buncombe is outside the expected range

Early Intervention (ages 3-5)



HEALTH

- H60 – Buncombe is below the minimum standard



RESOURCES



COVID-19: At home learning with virtual Kaleidoscope Play & Learn groups

- [NCDHHS Division of Child Development & Early Education](#)
- [NC Partnership for Children \(Smart Start\)](#)
- [NC Early Childhood Foundation](#)
- [NC Early Education Coalition](#)
- [NC Child](#)
- [NC Association for the Education of Young Children](#)
- [NC Childcare Resource & Referral Council:](#)
 - [Southwestern Child Development Commission](#)
 - [Childcare Resources, Inc.](#)
 - [Childcare Services Association](#) (WAGES, T.E.A.C.H. & Infant-Toddler Awards Program)
- [Asheville Buncombe Preschool Planning Collaborative](#) (ABPPC)

QUESTIONS?



Caroline Rodier, Assistant Director

caroline@buncombepfc.org * 828.407.2053

www.buncombepfc.org

