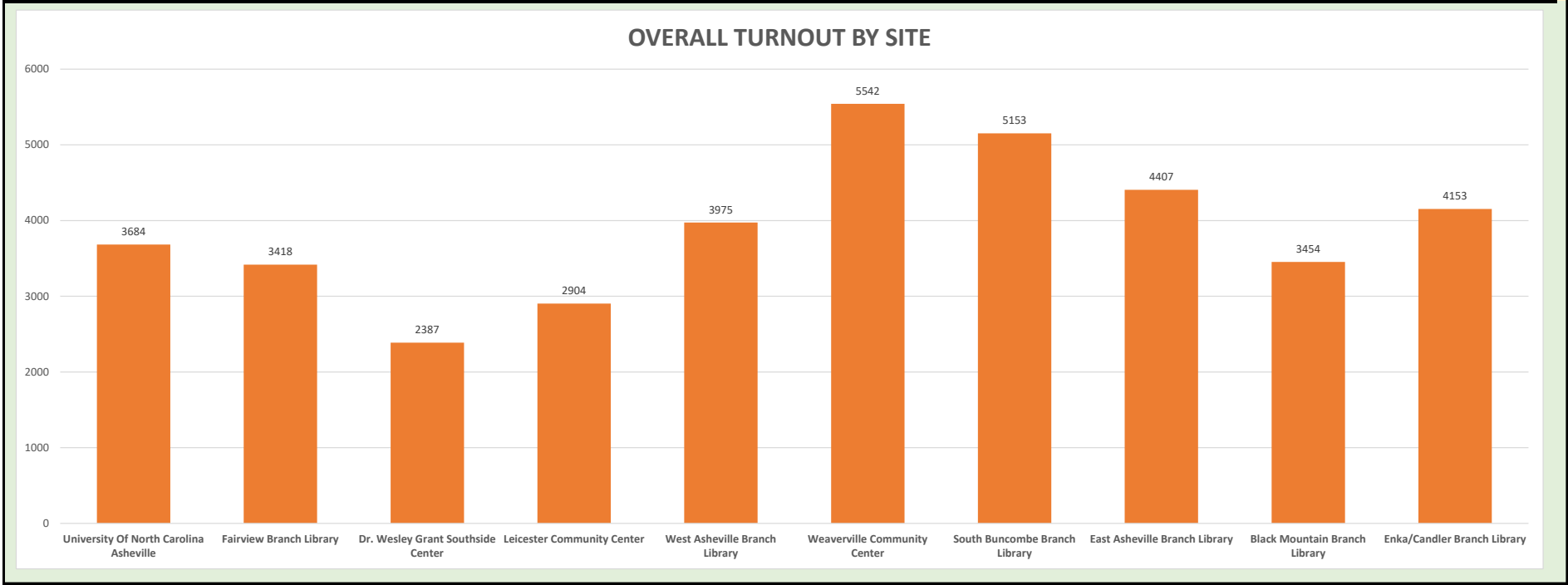


## BUNCOMBE COUNTY EARLY VOTING STATISTICS - NOVEMBER 5, 2024 GENERAL ELECTION

Early Voting Turnout									
Early Voting Site	10/17/2024	10/18/2024	10/19/2024	10/20/2024	10/21/2024	10/22/2024	10/23/2024	10/24/2024	10/25/2024
	Daily Total	Daily Total	Daily Total	Daily Total	Daily Total	Daily Total	Daily Total	Daily Total	Daily Total
University Of North Carolina Asheville	602	623	594	517	666	682			
Fairview Branch Library	612	615	540	310	622	719			
Dr. Wesley Grant Southside Center	451	466	335	183	475	477			
Leicester Community Center	440	517	505	306	556	580			
West Asheville Branch Library	622	703	665	528	713	744			
Weaverville Community Center	926	1003	816	665	1057	1075			
South Buncombe Branch Library	794	843	846	792	938	940			
East Asheville Branch Library	793	751	707	517	821	818			
Black Mountain Branch Library	615	644	624	366	612	593			
Enka/Candler Branch Library	666	731	643	683	711	719			
<b>Totals</b>	<b>6,521</b>	<b>6,896</b>	<b>6,275</b>	<b>4,867</b>	<b>7,171</b>	<b>7,347</b>	<b>0</b>	<b>0</b>	<b>0</b>
<b>Percentage of Total Registered Voters</b>	3.02%	3.19%	2.91%	2.25%	3.32%	3.40%	0.00%	0.00%	0.00%

# BUNCOMBE COUNTY EARLY VOTING STATISTICS - NOVEMBER 5, 2024 GENERAL ELECTION

Early Voting Turnout									
Early Voting Site	10/26/2024	10/27/2024	10/28/2024	10/29/2024	10/30/2024	10/31/2024	11/1/2024	11/2/2024	Overall Total
	Daily Total	Daily Total	Daily Total	Daily Total	Daily Total	Daily Total	Daily Total	Daily Total	Total
University Of North Carolina Asheville	0								3684
Fairview Branch Library	0								3418
Dr. Wesley Grant Southside Center	0								2387
Leicester Community Center	0								2904
West Asheville Branch Library	0								3975
Weaverville Community Center	0								5542
South Buncombe Branch Library	0								5153
East Asheville Branch Library	0								4407
Black Mountain Branch Library	0								3454
Enka/Candler Branch Library	0								4153
<b>Totals</b>	<b>0</b>	<b>0</b>	<b>0</b>	<b>0</b>	<b>0</b>	<b>0</b>	<b>0</b>	<b>0</b>	<b>39,077</b>
<b>Percentage of Total Registered Voters</b>	<b>0.00%</b>	<b>0.00%</b>	<b>0.00%</b>	<b>0.00%</b>	<b>0.00%</b>	<b>0.00%</b>	<b>0.00%</b>	<b>0.00%</b>	<b>18.77%</b>

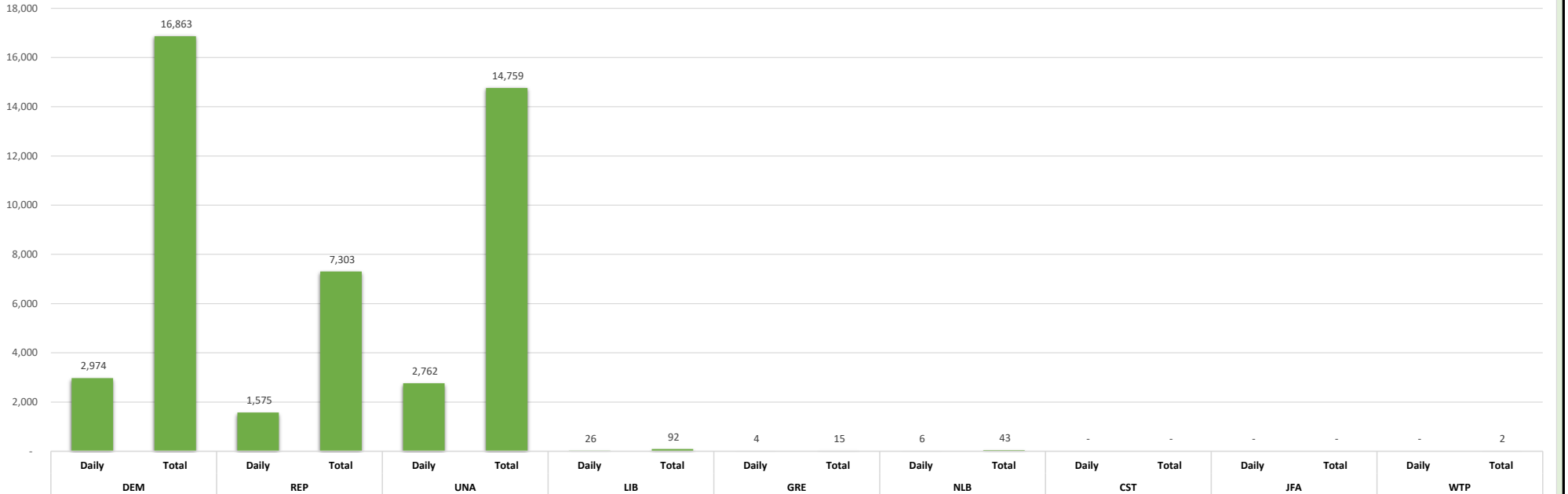


# BUNCOMBE COUNTY EARLY VOTING STATISTICS - NOVEMBER 5, 2024 GENERAL ELECTION

## Turnout by Political Party

Early Voting Site	DEM		REP		UNA		LIB		GRE		NLB		CST		JFA		WTP	
	Daily	Total	Daily	Total	Daily	Total	Daily	Total	Daily	Total	Daily	Total	Daily	Total	Daily	Total	Daily	Total
University Of North Carolina Asheville	379	2068	51	217	248	1387	1	5	1	2	2	5	0	0	0	0	0	0
Fairview Branch Library	213	1155	211	878	292	1373	1	6	0	1	2	5	0	0	0	0	0	0
Dr. Wesley Grant Southside Center	295	1552	32	89	149	735	0	5	1	2	0	3	0	0	0	0	0	1
Leicester Community Center	159	823	217	1054	199	1013	5	9	0	3	0	2	0	0	0	0	0	0
West Asheville Branch Library	416	2153	47	312	276	1495	3	8	1	1	1	6	0	0	0	0	0	0
Weaverville Community Center	394	2231	283	1188	393	2098	5	16	0	2	0	7	0	0	0	0	0	0
South Buncombe Branch Library	330	2036	220	1030	387	2064	3	14	0	0	0	8	0	0	0	0	0	1
East Asheville Branch Library	374	2098	129	556	309	1733	4	14	1	3	1	3	0	0	0	0	0	0
Black Mountain Branch Library	203	1420	154	748	235	1282	1	2	0	0	0	2	0	0	0	0	0	0
Enka/Candler Branch Library	211	1327	231	1231	274	1579	3	13	0	1	0	2	0	0	0	0	0	0
<b>Totals</b>	<b>2,974</b>	<b>16,863</b>	<b>1,575</b>	<b>7,303</b>	<b>2,762</b>	<b>14,759</b>	<b>26</b>	<b>92</b>	<b>4</b>	<b>15</b>	<b>6</b>	<b>43</b>	<b>-</b>	<b>-</b>	<b>-</b>	<b>-</b>	<b>-</b>	<b>2</b>

**OVERALL TURNOUT BY POLITICAL PARTY**

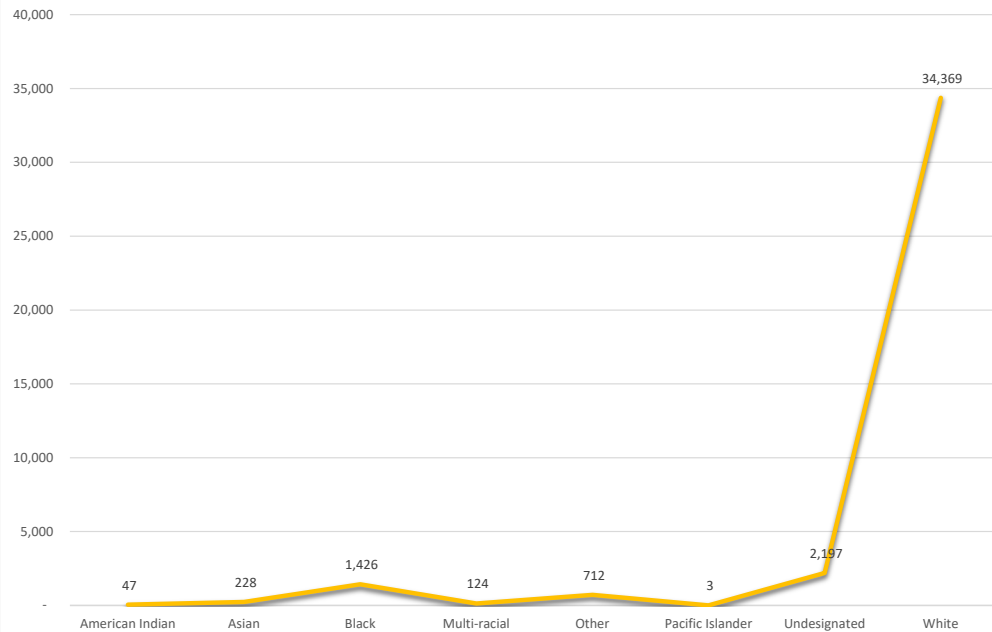


# BUNCOMBE COUNTY EARLY VOTING STATISTICS - NOVEMBER 5, 2024 GENERAL ELECTION

## Total Turnout by Race and Gender

Early Voting Site	Race								Gender		
	American Indian	Asian	Black	Multi-racial	Other	Pacific Islander	Undesignated	White	Female	Male	Undesignated
University Of North Carolina Asheville	4	24	67	17	65	0	231	3280	1870	1585	233
Fairview Branch Library	5	13	29	9	48	0	191	3129	1744	1508	172
Dr. Wesley Grant Southside Center	1	15	670	13	42	0	121	1528	1289	970	131
Leicester Community Center	5	5	19	7	44	0	136	2689	1496	1284	125
West Asheville Branch Library	8	23	185	28	100	2	270	3359	2034	1685	256
Weaverville Community Center	4	22	49	8	81	0	270	5108	2952	2363	227
South Buncombe Branch Library	7	42	201	13	140	1	312	4446	2756	2091	315
East Asheville Branch Library	2	39	129	13	78	0	247	3900	2312	1868	228
Black Mountain Branch Library	7	15	42	10	39	0	175	3168	1854	1454	148
Enka/Candler Branch Library	4	30	35	6	75	0	244	3762	2182	1716	258
<b>Totals</b>	<b>47</b>	<b>228</b>	<b>1,426</b>	<b>124</b>	<b>712</b>	<b>3</b>	<b>2,197</b>	<b>34,369</b>	<b>20,489</b>	<b>16,524</b>	<b>2,093</b>

OVERALL TURNOUT BY RACE



OVERALL TURNOUT BY GENDER

