

Family Justice Center-Intake Services

Overview

Department Division: *Family Justice Center*

Contract Name: *21-23 FJC DOJ-OVW*

Supplier Name: *Helpmate, Inc.*

Funding Source: *Department of Justice Office on Violence Against Women*

Contract Period: *October 1, 2021 through December 31, 2023*

Reporting Frequency: *Semi-Annually*

Contract Synopsis: Using grant funds, this contract provides an Intake Specialist for the first two years. Intake specialists greet clients and escort them into client dens, explain available services from the multiple partner agencies including law enforcement, review confidentiality policies, coordinate initial service provision and develop safety plans with victims.

Reporting Highlights:

- *687 total DOJ funded intakes*
- *93.5% identified as female*
- *90.8% were domestic violence victimizations*
- *26.6% of services provided were victim / survivor advocacy*
- *Of those surveyed*
 - *87.7% indicated they had a safety plan*
 - *83.8% reported a decrease in fear and anxiety after initial intake.*

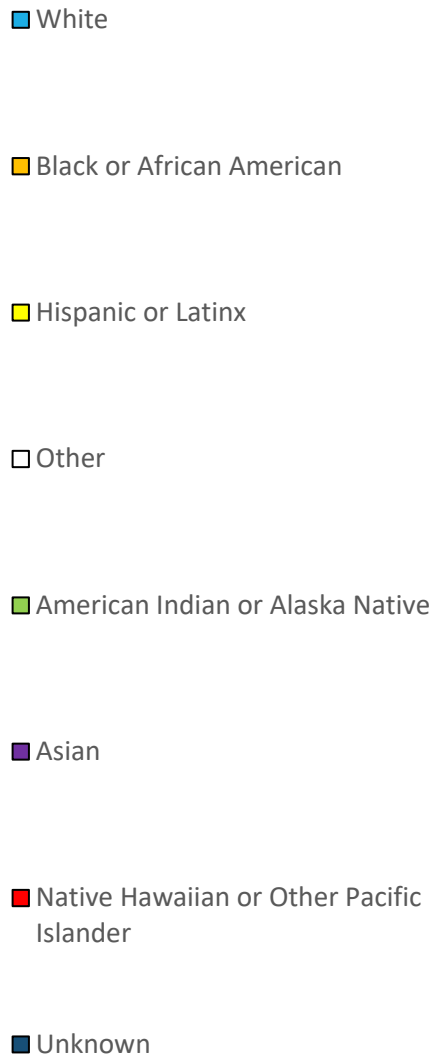


Performance Measures: Client Demographics*

- Reporting period: October 1, 2021 through December 31, 2023
- Total intakes for reporting period: 1,247
- Total DOJ funded intakes**: 687
 - 68.0% (467) identified as White
 - 16.7% (115) identified as Black or African American
 - 8.6% (59) identified as Hispanic or Latinx
 - 3.1% (21) identified as Other
 - 1.7% (12) identified as American Indian or Alaska Native

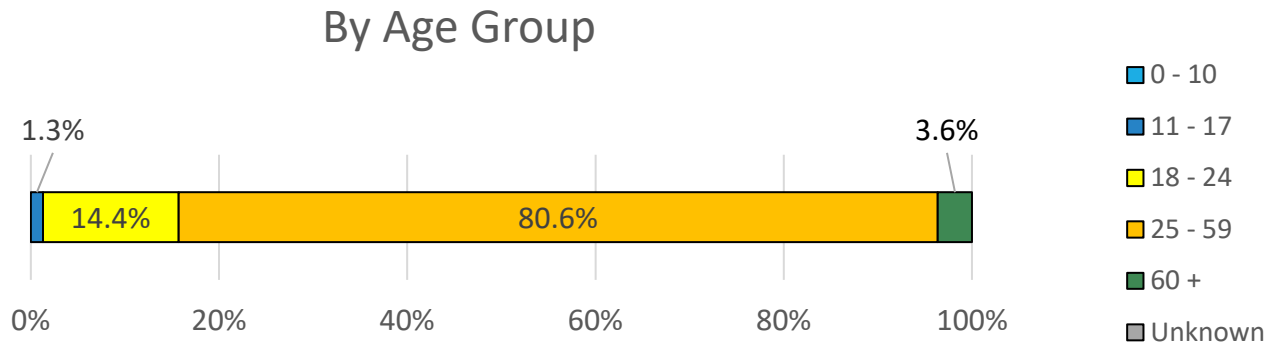
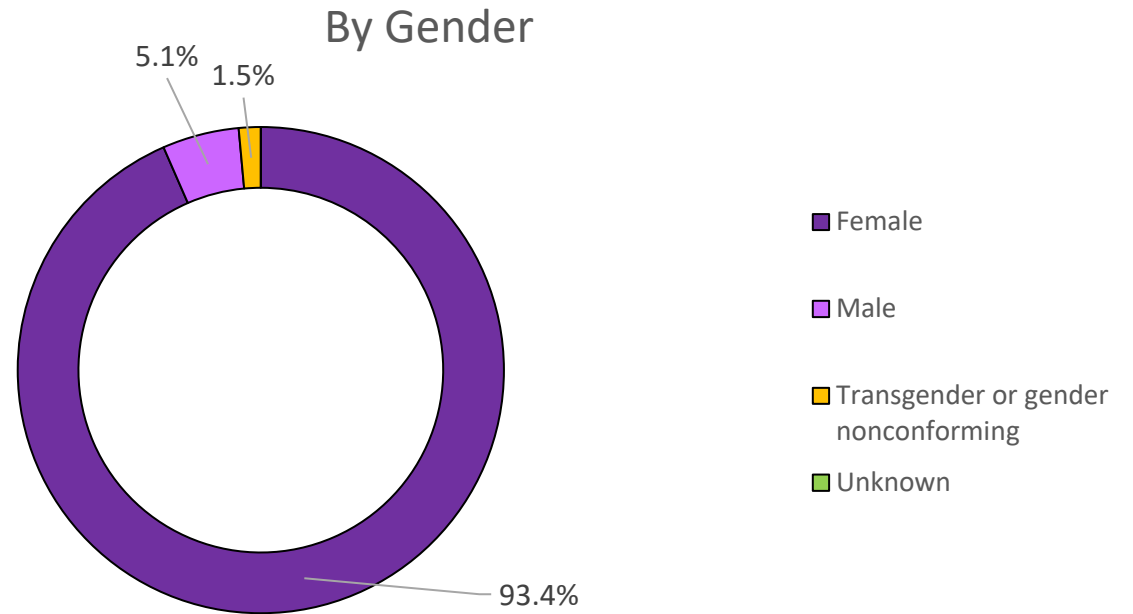
*Intakes are conducted at a survivor's first visit to the Family Justice Center

**Victims/survivors may identify in more than one category of race/ethnicity



Performance Measures: Client Demographics

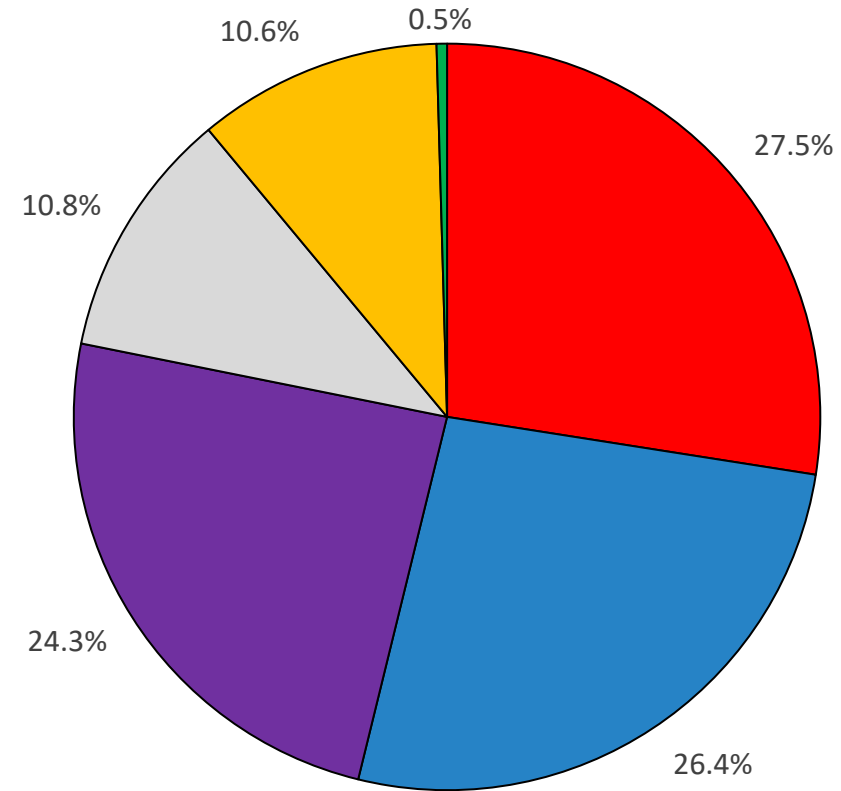
- Total DOJ funded intakes: 687
 - 93.4% (642) identified as female
 - 5.1% (35) identified as male
 - 1.5% (10) identified as transgender
 - 80.6% (554) were in the 25 – 59 years old age group
 - 14.4% (99) were in the 18 – 24 years old age group
 - 3.6% (25) were in the 60+ years old age group



Performance Measures: Special Classification

- Total special classifications: 444
 - 27.5% (122) identified as LGBTQ individuals
 - 26.4% (117) identified as disabled
 - 24.3% (108) identified as living in rural areas
 - 10.8% (48) identified as having limited English proficiency
 - 10.6% (47) identified as immigrants / refugees / asylum seekers

By Special Classification



- LGBTQ individuals
- People who live in rural areas
- People who are immigrants/refugees/asylum seekers
- People with disabilities
- People with limited English proficiency
- People who are deaf or hard of hearing

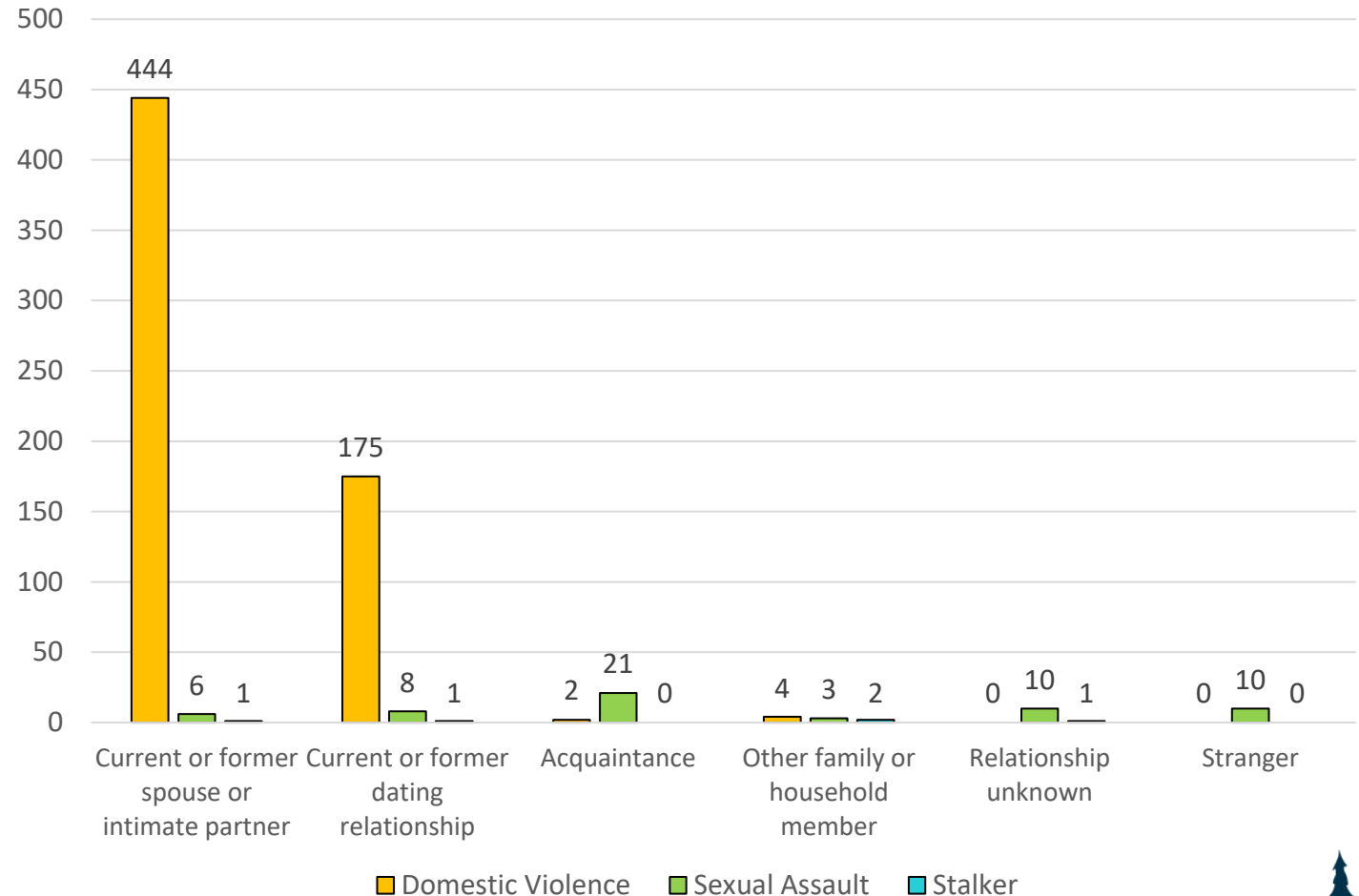


Performance Measures: Relationship to Offender by Victimization Type*

- Total by victimization types:
 - Domestic violence: 90.8% (625)
 - Sexual assault: 8.4% (58)
 - Stalker: 0.7% (5)
- Total number of victimizations: 688
 - 64.5% (444) of survivors experienced domestic violence by a current or former spouse or intimate partner
 - 25.4% (175) of survivors experienced domestic violence by a current or former dating relationship
 - 1.5% (10) of survivors experience sexual assault from a stranger
 - 0.3% (2) of survivors experienced sexual assault from an acquaintance (neighbor, employee, co-worker, student, schoolmate, etc.)

*Individual may experience more than one victimization type and be victimized by more than one perpetrator

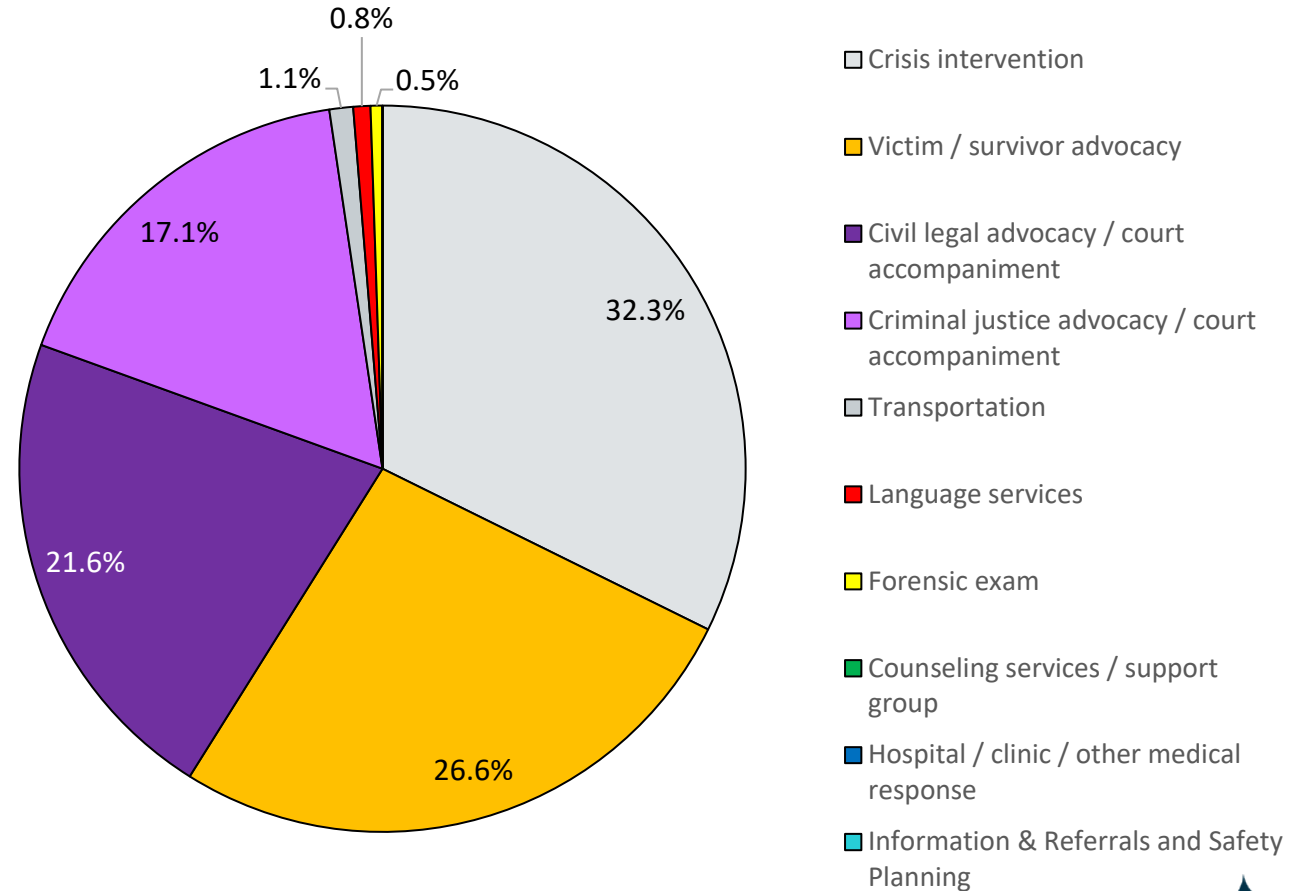
Relationship to Offender By Victimization Type



Performance Measures: Types of services provided*

- Total services provided: 1,706
 - **Crisis intervention** – identifying, assessing, and intervening with an individual in crisis: 32.3% (551)
 - **Victim / survivor advocacy** – actions designed to assist the victim /survivor in obtaining support, resources or services such as employment, housing, shelter services, health care, etc: 26.6% (454)
 - **Civil legal advocacy / court accompaniment** – assisting a victim / survivor with civil legal issues such as paperwork preparation for a protection order or accompaniment to civil court proceeding: 21.6% (369)
 - **Criminal justice advocacy / court accompaniment** – assisting a victim / survivor with criminal legal issues including notification of case status, hearing dates, pleas agreements, and sentencing terms; paperwork preparation and accompaniment to criminal court proceedings: 17.1% (292)
 - **Language services** – interpretation, translation: 0.8% (13)
 - **Transportation:** 1.1% (18)

Total Services Provided By Type of Service



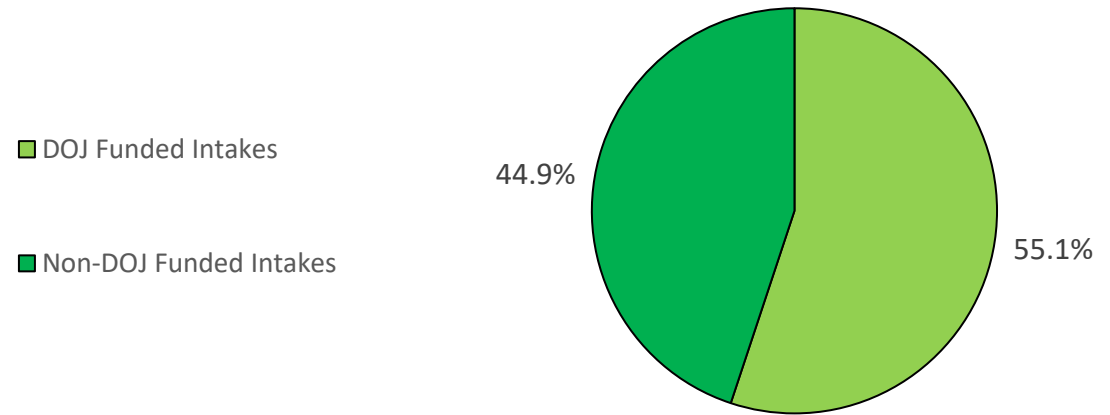
*Individual may receive more than one type of service



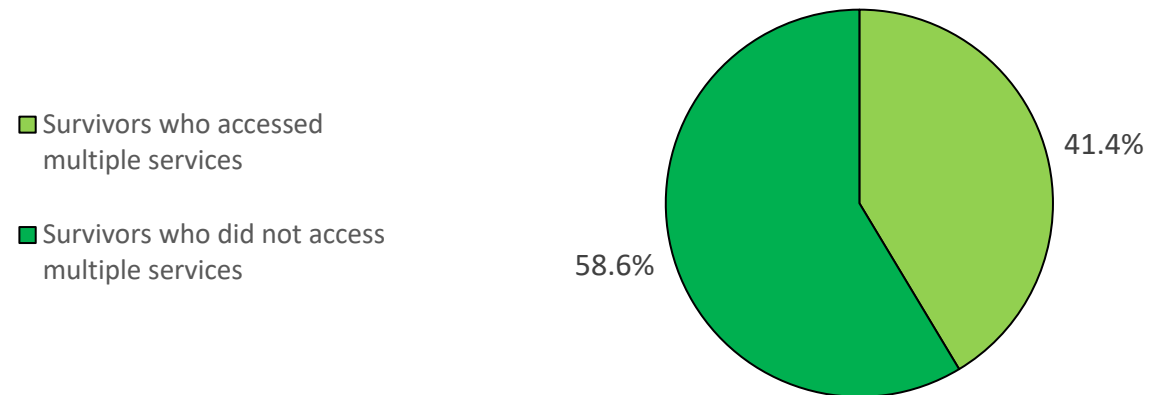
Additional Intake Statistics

- Total number of intakes: 1,247
- Total number of DOJ funded intakes: 687
- Total intakes that accessed multiple services: 706

DOJ Funded Intakes vs Non-DOJ Funded Intakes



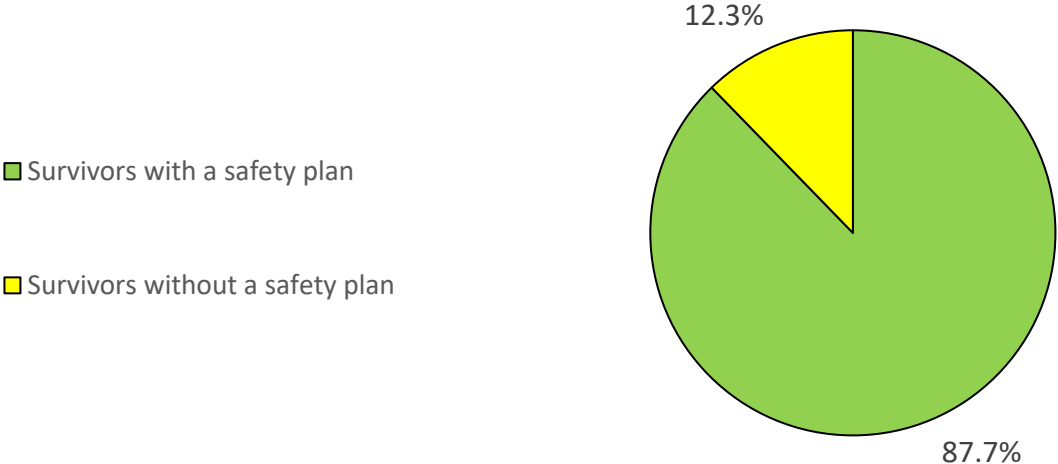
Total Survivors Who Accessed Multiple Services



Post Intake Survey Results

- Total number of optional post intake surveys completed: 334
 - 87.7% (293) of survivors indicated they had a safety plan
 - 83.8% (280) of survivors indicated that they experienced a decrease in fear and anxiety

Total Survivors With Safety Plan



Total Survivor Anxiety / Fear

