

Community Reentry Services 2nd Year

Overview

Department Division: *Justice Services*

Contract Name: *DHT Community Re-entry Team*

Supplier Name: *RHA Health Services, Inc.*

Funding Source: *Dogwood Health Trust Foundation*

Contract Period: *March 1, 2022 through June 30, 2023*

Reporting Frequency: *Monthly*

Contract Synopsis: This contract supports community re-entry team design to assist those recently released from incarceration. This team provides community linkage to care and support for up to 12 months post-incarceration for individuals with severe and persistent mental health conditions and/or substance use disorders.

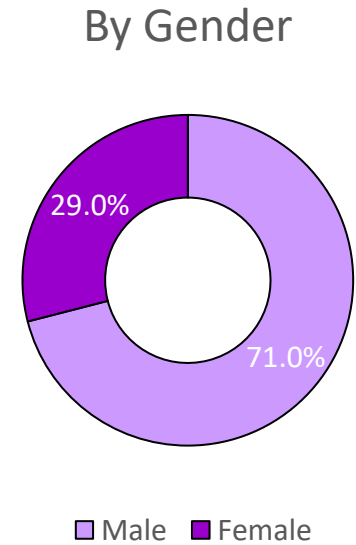
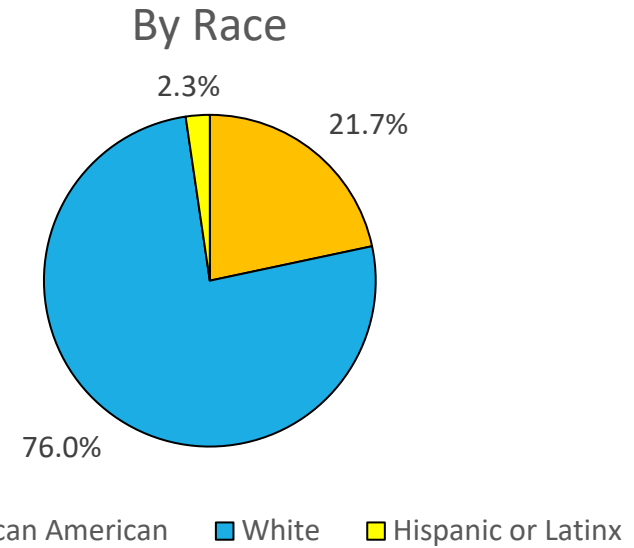
Reporting Highlights:

- *449 in-custody individuals screened during the reporting period*
- *66.8% (300) individuals were served by this program*
- *Of those served:*
 - *36.0% (108) were in mental health or substance abuse treatment*
 - *31.3% (94) were in specialty care appointments 6 months post-release*
 - *45.3% (136) maintained in housing 6 months post-release*
 - *79.7% (239) did not experience re-arrest within the first 6 months*



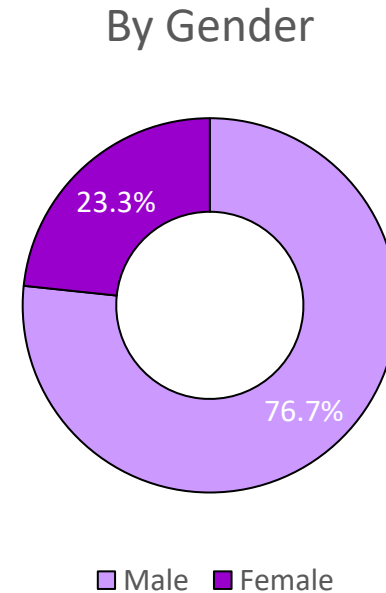
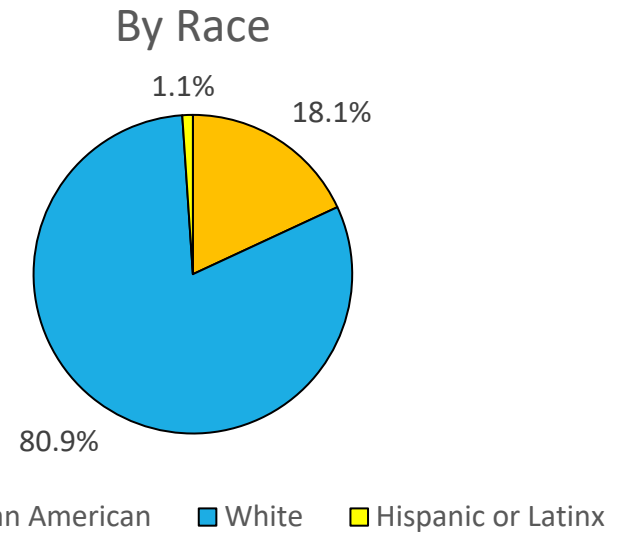
Individuals Served

- Total number of individuals screened (in custody): 449
- Total number of individuals served: 300
 - 76.0% (228) identified as White
 - 21.7% (65) identified as African American
 - 2.3% (7) identified as Hispanic
 - 71.0% (208) identified as Male
 - 29.0% (85) identified as Female
- Total number of overdose deaths in Buncombe County Detention Center: 1



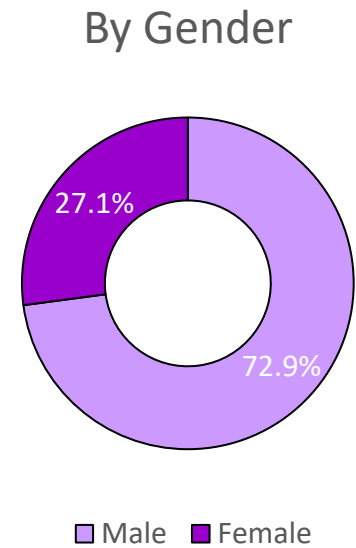
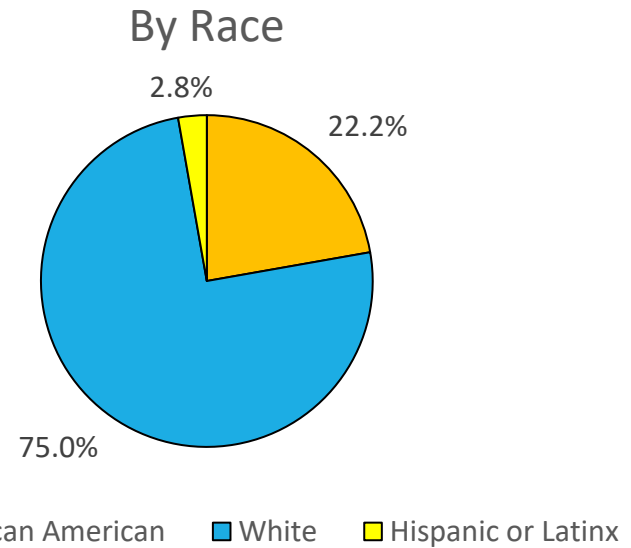
Individuals in Specialty Care Appointments 6 Months Post-Release

- Total number of participants in specialty care appointments 6 months post-release: 94 (31.3% of individuals served)
 - 70.9% (76) identified as White
 - 18.1% (17) identified as African American
 - 1.1% (1) identified as Hispanic or Latinx
 - 76.7% (69) identified as Male
 - 23.3% (21) identified as Female



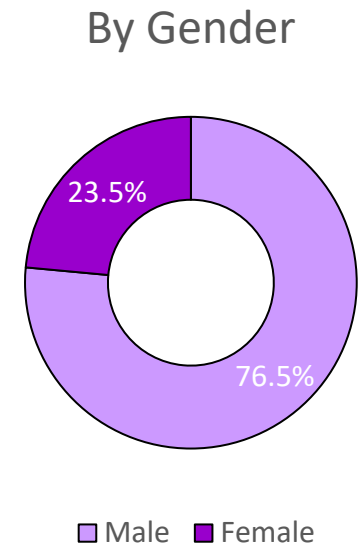
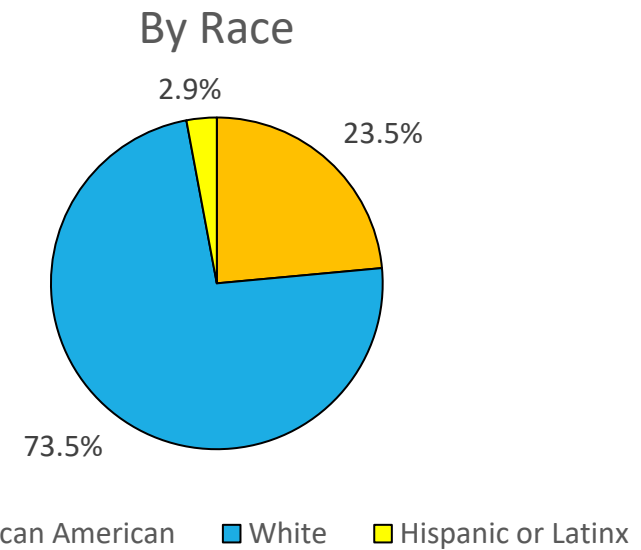
Participants in Mental Health or Substance Abuse Treatment

- Total number of participants in mental health or substance abuse treatment: 108 (36.0% of individuals served)
 - 75.0% (81) identified as White
 - 22.2% (24) identified as African American
 - 2.8% (3) identified as Hispanic or Latinx
 - 72.9% (78) identified as Male
 - 27.1% (29) identified as Female



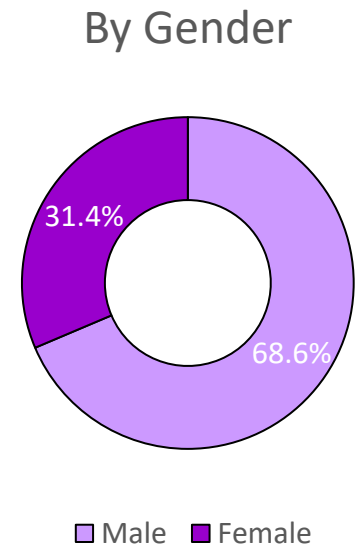
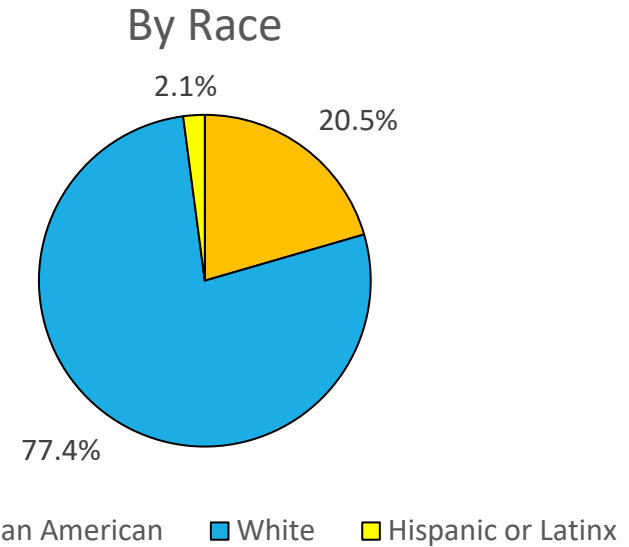
Participants Maintained in Housing 6 Months Post-Release

- Total number of participants maintained in housing 6 months post-release: 136 (45.3% of individuals served)
 - 73.5% (100) identified as White
 - 23.5% (32) identified as African American
 - 2.9% (4) identified as Hispanic or Latinx
 - 76.5% (104) identified as Male
 - 23.5% (32) identified as Female



Participants Who Did Not Experience Re-Arrest Within the First 6 Months

- Total number of participants who did not experience re-arrest within the first 6 months: 239 (79.7% of individuals served)
 - 77.4% (185) identified as White
 - 20.5% (49) identified as African American
 - 2.1% (5) identified as Hispanic or Latinx
 - 68.6% (164) identified as Male
 - 31.4% (75) identified as Female



Participants Reporting Abstinence From or Decrease in Illicit Substance Use for 6 Months Post-Incarceration

- Total number of participants reporting abstinence from or decrease in illicit substance use for 6 months post-incarceration : 156 (52.0% of individuals served)

- 75.0% (117) identified as White
- 22.4% (35) identified as African American
- 2.6% (4) identified as Hispanic or Latinx
- 73.7% (115) identified as Male
- 26.3% (41) identified as Female

